







HVAC VIRTUAL SAMPLE KIT



POWER CONNECTS

Our power connect solutions are designed for applications requiring up to 20 Amps of power and offer versatility to serve as signal connections with a larger pitch as well. These connections adhere to stringent UL 94 VO and IEC Glow Wire requirements, helping ensure safety and reliability. Typical applications encompass powering motors, main power supplies, lighting systems, and providing power to high-power electronics, catering to diverse needs within HVAC systems.



| | Subsystems | Outdoor Unit Heat Pump or Air Conditioning Unit | Indoor Unit Mini-Split Unit |
|---|--------------------|--|--------------------------------|
|  | Control System | YES | YES |
|  | Motors/Compressors | YES | YES |
|  | Valves/Solenoids | NO | |
|  | User Interface | | NO |
|  | Sensing | NO | NO |

Power Versa-Lock Connectors

The Power Versa-Lock connector system is a high-performance, wire-to-wire power solution featuring perimeter and wire seals that deliver IP67 rated ingress protection against water and dust. These locking connectors offer enhanced reliability with four points of contact between tab and receptacle contacts and a mounting clip to reduce movement in high-vibration applications.



Wire-to-Wire



Wire-to-Panel



IP Rated











Flame
Resistance












Terminal Position
Assurance



Color and
Keying

| CAP HOUSINGS | CONTACTS | BACK COVERS | INTERFACE SEALS |
|---|---|--|--|
|  6 Cap Housing, 2x3 Key A, GWT 1-2381596-6 |  16-14 AWG Tin Plated, Brass Tab 2329910-1 |  3P Protective Cover, Red Back Cover 3P 2334614-3 |  3P Interface Seal, 1x3 2325347-3 |
|  6 Cap Housing Twist and lock, 2x3 Key A, GWT 1-2381608-6 |  16-14 AWG Tin Plated, Copper Alloy Receptacle 2329913-1 |  1P Protective Cover, Red Back Cover 1P 2334614-1 |  1P Interface Seal, 1x1 2325347-1 |

Power Versa-Lock Connectors

| CAP HOUSINGS | CONTACTS | TERMINAL POSITION ASSURANCE (TPA) | GANG WIRE SEALS |
|--|--|--|---|
|  <p>1 Cap Housing, Free Hanging, 1x1 Key A 1-2345729-1</p> |  <p>16-14 AWG Tin Plated, Copper Alloy Receptacle 2329916-1</p> |  <p>6P TPA, Black 2x3 2337218-6</p> |  <p>3P Gang Wire Seal, 1x3 1-2325349-3</p> |
| PLUG HOUSINGS |  <p>20-18 AWG Tin Plated, Copper Alloy Receptacle 2329912-1</p> |  <p>1P TPA, Black 1x1 2329016-1</p> |  <p>1P Gang Wire Seal, 1x1 2325349-1</p> |
|  <p>6 Plug Housing, 2x3 Key A, GWT 1-2381595-6</p> | | | |
|  <p>1 Plug Housing, 1x1 Key A 1-2345728-1</p> | | | |

POWER TRIPLE LOCK Connectors

The POWER TRIPLE LOCK connector system delivers consistent, reliable power and signal connections with multiple integrated locking features. The connector was designed to address a wide range of appliance industry concerns, including contact retention, incomplete mating, wire entanglement, and ergonomics.



WTW
Wire-to-Wire



WTB
Wire-to-Board



WTP
Wire-to-Panel



TPA
Terminal Position Assurance









CPA
Connector Position Assurance




Flame Resistance



Color and Keying

| CAP HOUSINGS | PLUG HOUSINGS | HEADERS | CONTACTS |
|--|--|--|--|
|  <p>10P Panel Mount Cap Housing, 2x5 Key A Natural 1-1971775-5</p> |  <p>10P Plug Housing, 2x5 Key A Natural 1-1971776-5</p> |  <p>3P Vertical Standard Temperature Header, 1x3 Key A Natural 1969688-3</p> |  <p>24-20 AWG Tin Plated Phosphor Bronze Receptacle 1971785-1</p> |
| | |  <p>4P Right Angle Standard Temperature Header, 1x3 Key A Natural 1969694-4</p> |  <p>24-20 AWG Tin Plated Brass Tab 1971786-1</p> |

POWER TRIPLE LOCK Connectors

| TERMINAL POSITION ASSURANCE (TPA) | CONNECTOR POSITION ASSURANCE (CPA) |
|--|---|
|  <p>10P TPA, Black 2x5 1971778-5</p> |  <p>CPA, Red 1971789-1</p> |

Universal MATE-N-LOK connectors

The Universal MATE-N-LOK connector system is an industry standard for achieving reliable, power connections while also maintaining design flexibility. The housings feature polarization, positive locking, and rear cavity identification for easy, error resistant assembly and they accept both pin and socket contacts.



Wire-to-Wire



Wire-to-Board



Wire-to-Panel



Flame
Resistance











Terminal Position
Assurance



IP Rated









Color and
Keying

| CAP HOUSINGS | HEADERS | CONTACTS | INTERFACE SEAL |
|---|--|---|---|
|  <p>6P Cap Housing, Natural 1-480705-0</p> |  <p>6P Vertical Pin Header Assembly, Natural 350431-4</p> |  <p>24-18 AWG Tin Plated Brass Socket Contact 350851-1</p> |  <p>6P Interface Seal 794275-1</p> |
| PLUG HOUSINGS |  <p>6P Vertical Socket Header Assembly, Natural 350762-4</p> |  <p>24-18 AWG, Locking Lance, Pin Contact 350561-2</p> | WIRE SEAL |
|  <p>6P Plug Housing, Natural 1-480704-0</p> | | |  <p>6P Wire Seal 794276-1</p> |

MID POWER SIGNAL CONNECTORS


Presenting our mid power signal connect solutions, tailored for signal or low-power wire-to-wire or wire-to-board connections in HVAC and mid-power applications. These robust connectors provide high density within limited space, can withstand high vibrations and meet rigorous UL 94 V0 and IEC glow wire test (GWT) requirements. They are commonly utilized for control systems, HVAC fan motors and compressors.




| | Subsystems | Outdoor Unit Heat Pump or Air Conditioning Unit | Indoor Unit Mini-Split Unit |
|---|--------------------|--|--------------------------------|
|  | Control System | YES | YES |
|  | Motors/Compressors | YES | NO |
|  | Valves/Solenoids | NO | |
|  | User Interface | | NO |
|  | Sensing | NO | NO |

Economy Power Connectors


The Economy Power product line features wire-to-board connectors for compact power systems requiring a large current carrying capacity. The original Economy Power (EP) connectors are rated for 7.5A and 250VAC, while the more advanced Economy Power II (EP II) connectors support up to 11A and 600VAC on the same standard 3.96mm pitch design. The connection is secured with an audible locking latch and optional terminal position assurance (TPA) devices.




Wire-to-Board










Terminal Position Assurance












Flame Resistance



Color and Keying

| CAP HOUSINGS | HEADERS | CONTACTS | TERMINAL POSITION ASSURANCE (TPA) |
|--|---|--|--|
| <div><p>7P Cap Housing, Economy Power 2.5, Panel Mount 1969590-7</p></div> | <div><p>6P Plug Header Vertical 5.08mm centerline 1744037-6</p></div> <div><p>6P Right Angle Header Plug, UL 94V-0, 5.08mm centerline 1744048-6</p></div> | <div><p>22-18 AWG Tin Plated Locking Lance Receptacle Contact 1123721-1</p></div> <div><p>26-22 AWG Tin Plated, Receptacle Contact 2110989-1</p></div> | <div><p>7P TPA Locking Plate, Retainer, Black 1969443-7</p></div> <div><p>14P TPA Dual Row Retainer, Black 1-1969541-4</p></div> |

Economy Power Connectors

| PLUG HOUSINGS | HEADERS | CONTACTS |
|--|---|---|
| <div></div> <div>6P Plug Housing, 5.08mm centerline 1744036-6</div> | <div></div> <div>7P Plug Header Vertical, 3.96mm centerline 1-1123723-7</div> | <div></div> <div>26-22 AWG Tin Plated, Pin Contact 2238007-1 26-22 AWG Tin Plated, Pin Contact 2238007-1</div> |
| <div></div> <div>7P Plug Housing, Economy Power 3.69mm, UL 94V-0 1-1123722-7</div> | <div></div> <div>7P Right Angle, PCB Mount Header, 3.96mm centerline 647676-7</div> | |
| <div></div> <div>7P Plug Housing, 1 Row, GWT 1744417-7</div> | <div></div> <div>7P PCB Mount Header, Vertical, 2.5mm centerline 2132230-7</div> | |
| | <div></div> <div>7P PCB Mount Header, Right Angle, 2.5mm centerline 1744426-7</div> | |
| | <div></div> <div>10P PCB Mount Dual Header, Right Angle, 2.5mm centerline 1-1969572-0</div> | |

Economy Power II Connectors

Economy Power II (EP II) connectors are based on the 3.96mm standard pitch but offer higher current and voltage rating than many comparable offerings. Recently added models include glow wire tested (GWT) materials and new discrete terminal position assurance (TPA) devices. These connectors can deliver power to your circuit board (PCB).



Wire-to-Board








Terminal Position Assurance



Flame Resistance



Color and Keying

| PLUG HOUSINGS | HEADERS | CONTACTS | TERMINAL POSITION ASSURANCE (TPA) |
|---|--|--|---|
|  7P Plug Housing, Natural 2132781-7 |  7P Plug Header Vertical, 3.96mm centerline 1-1123723-7  7P Right Angle, PCB Mount Header, 3.96mm centerline 647676-7 |  22-18 AWG Tin Plated, Lanceless Receptacle 1744144-1 |  12P TPA Breakaway Retainer, 3.96mm centerline 1-2132782-2 |

Power Double Lock Connectors

Power Double Lock connectors are soft shell connectors engineered with multiple locking mechanisms to provide secure connections in wire-to-wire, wire-to-board, and panel mount systems. These connectors are an excellent choice for applications exposed to vibration, including HVAC systems, washing machines, refrigerators, and motors. The key feature of the Power Double Lock connector is the double locking plate that help prevent partial mating of contacts.



Wire-to-Wire



Wire-to-Board



Wire-to-Panel







Flame Resistance



Terminal Position Assurance



Color and Keying

| CAP HOUSINGS | HEADERS | CONTACTS | TERMINAL POSITION ASSURANCE (TPA) |
|---|---|---|--|
|  9P Cap Housing, 3.96mm centerline 177911-1 |  12P Vertical Header, 3.96mm centerline 179843-1 |  26-22 AWG, Tin Plated Receptacle Contact 177914-1  20-16 AWG, Tin Plated Pin Contact 177915-1 |  3P TPA, Latching, Locking & Retention 177919-1 |
| PLUG HOUSINGS | | | |
|  9P Plug Housing, Natural 177903-1 | | | |

VAL-U-LOK Connectors

The VAL-U-LOK product line features 4.20mm pitch wire-to-wire, wire-to-board, and panel mount connectors developed to help achieve manufacturing savings without sacrificing performance. Standard connectors have a 9A maximum current rating intended for low power applications. For higher power systems, TE offers high current products supporting up to 13A. Optional terminal position assurance (TPA) available for simpler assembly. TE also offers VAL-U-LOK PLUS connectors with an integrated TPA.



Wire-to-Wire



Wire-to-Board



Wire-to-Panel





Flame Resistance



Terminal Position Assurance



Color and Keying

| CAP HOUSINGS | HEADERS | CONTACTS | TERMINAL POSITION ASSURANCE (TPA) |
|---|---|---|--|
| <div></div> <div>7P Plug Housing, Natural 2132781-7</div> | <div></div> <div>8P Vertical Header Without Pegs, with Drain Holes, GW 1586768-8</div> | <div></div> <div>26-22 AWG, Tin Plated Socket Contact Receptacle 2238019-1</div> | <div></div> <div>4P TPA 1969608-4</div> |
| PLUG HOUSINGS | <div></div> <div>8P Right Angle Header, Without Pegs UL 94V-2 1586863-8</div> | <div></div> <div>26-22 AWG, Tin Plated Pin Contact 2238018-1</div> | |

MTA 156 Connectors

Reduce labor, lower costs, and simplify assembly processes with TE's MTA connector system. MTA connectors support mass termination of wires, allowing for less labor-intensive assembly and a lower applied cost. These stackable wire-to-board and wire-to-wire connectors use insulation displacement contacts (IDC) that allow for wire termination without stripping or crimping.



Wire-to-Wire






Wire-to-Board



Flame Resistance




Insulation Displacement Connector

| PLUG CONNECTOR | HEADERS |
|--|---|
| <div></div> <div>5P Connector Assembly, UL 94V-2, Wire-to-Board 3-640429-5</div> | <div></div> <div>5P Vertical Header, Friction lock with tin plated square posts 640445-5</div> |
| | <div></div> <div>5P Right Angle, Friction lock, Front bend with tin plated square posts 640389-5</div> |

GRACE INERTIA 6.5 Connectors

Connectors capable of withstanding glow wire testing and features an inertia locking mechanism.



| PLUG HOUSING | HEADER | CONTACT |
|--|---|---|
| <div><p>3P Plug Housing Natural, 6.5mm Centerline 1747047-1</p></div> | <div><p>3P Header, 6.5mm Centerline Natural 1747049-1</p></div> | <div><p>20-16 AWG Power Key Connector Receptacle, Tin plated contact 1376347-1</p></div> |

GRACE INERTIA 2.5mm Connectors

GRACE INERTIA 2.5mm pitch connectors are designed to facilitate a more stable, durable, and easy-to-assemble connection. An inertia locking mechanism can help prevent defects caused by half mating. Optional terminal position assurance (TPA) devices help ensure contacts are seated in the housing and protect against contact back-out. Low insertion force (LIF) contacts with a lanceless design provide more ergonomic assembly and help prevent tangled wires, improving safety and efficiency during operation.








| CAP HOUSINGS | PLUG HOUSINGS | CONTACT |
|--|--|---|
| <div><p>2P Cap Housing, 1 Row, Red 1-1903391-2</p></div> | <div><p>2P Plug Housing, 1 Row, Red 1-1903388-2</p></div> | <div><p>2P Double Lock Plate, Connector Hardware Accessory 917698-1</p></div> |
| | | RECEPTACLE TERMINAL |
| | | <div><p>22-20 AWG Locking Lance Pin Contact 917764-1</p></div> |

LOW POWER SIGNAL CONNECTORS

Introducing our low power signal connectors, the excellent solution for HVAC systems requiring reliable wire-to-wire or wire-to-board connections for signal or low-power applications. Engineered for high density within limited space constraints, these connectors meet stringent UL 94 V0 and IEC glow wire test (GWT) requirements, providing safety and reliability. Commonly utilized in various HVAC components such as sensors, data transmission, displays, user interfaces, and powering small motors and actuators, our connectors can offer dependable performance in critical applications.



| | Subsystems | Outdoor Unit Heat Pump or Air Conditioning Unit | Indoor Unit Mini-Split Unit |
|---|--------------------|--|--------------------------------|
|  | Control System | YES | YES |
|  | Motors/Compressors | YES | YES |
|  | Valves/Solenoids | YES | |
|  | User Interface | | YES |
|  | Sensing | YES | YES |

2.0mm Signal GRACE INERTIA Connectors

The compact 2.0mm Signal GRACE INERTIA connectors help improve manufacturing efficiency with features to prevent assembly errors and to support automated production. To reduce assembly errors, these connectors feature an inertia locking mechanism for reliability, an anti-s snag latch to prevent breakage due to tangled wires, and color and keyed connector options to avoid mis-mating.


Wire-to-Wire





Wire-to-Panel


Color and Keying


Flame Resistance


Terminal Position Assurance


Insulation Displacement Connector

| PLUG HOUSINGS | HEADER | CONTACT |
|--|--|--|
| <div></div> <div>4P Plug Housing, Key A, 1 Row, Natural 1-2350224-4</div> | <div></div> <div>4P PCB Mount Header, Key A, Natural 1-2232826-4</div> | <div></div> <div>22-28 AWG, Receptacle Terminal Tin plated, Phosphor Bronze 2350223-1</div> |

Signal GRACE INERTIA 1.5 Connectors

Wire-to-Board small pitch connector available in right angle and vertical. Available in single row, vertical for dual row, and high locking strength. Inertial locking mechanism with low profile header assembly for single row or potting version for dual row. Terminal position assurance (TPA) devices to secure contacts in a mated position.



Wire-to-Wire



Wire-to-Board



Flame Resistance







Terminal Position Assurance



Color and Keying



Insulation Displacement Connector

| PLUG HOUSINGS | HEADERS | CONTACT | TERMINAL POSITION ASSURANCE (TPA) |
|--|---|--|--|
|  <p>6P Plug Housing, 1 Row, Crimp Version, Natural 2382946-6</p> |  <p>6P PCB Mount Header Vertical, 1.5mm Centerline 2360547-6</p> |  <p>24-28 AWG, Locking Lance Contact Retention, Tin Plated Receptacle 2371403-2</p> |  <p>6P TPA, Protective Cover, Black 2383410-6</p> |

2.5mm Signal Double Lock Connectors

2.5mm pitch Signal Double Lock (SDL) connectors offer design flexibility to create compact, durable connections in low power and signal applications. The product line includes many optional features to protect against defects during manufacture and product end-use. These features include a double lock plate to provide complete mating during assembly, a high-profile header for use on printed circuit boards (PCB) with conformal coatings, and IP67 rated sealed connectors for reliable performance in high humidity and wet environments.



Wire-to-Wire



Wire-to-Board



Wire-to-Panel



Flame Resistance








Terminal Position Assurance



IP Rated



Color and Keying

| PLUG HOUSINGS | HEADERS | CONTACT | TERMINAL POSITION ASSURANCE (TPA) |
|---|--|--|---|
|  <p>7P Cap Housing, 1 Row, Mating Retention, Natural 316091-1</p> |  <p>7P Plug Housing, 1 Row, Crimp, Natural 917691-1</p> |  <p>26-22 AWG Socket Contact, Tin Plated, Locking Lance Contact Retention 917684-1</p>  <p>26-22 AWG Pin, Locking Lance Contact Retention, Tin Plated 917765-1</p> |  <p>7P Double Lock Plate, Natural 917703-1</p> |

Micro MATE-N-LOK Connectors

Micro MATE-N-LOK connectors contain a positive latching mechanism to help prevent unmating and have many optional features, including a choice of contact type, material flammability rating, and housing configuration. Pin and receptacle contacts are available with tin or gold plating. Housings and headers have multiple flammability options and low-profile versions (<4.7mm vertical height) for space limited designs. Printed circuit board (PCB) headers are offered in vertical or right-angle orientations with either surface or through hole board mounting.



Wire-to-Wire



Wire-to-Board



Wire-to-Panel



Flame Resistance

| CAP HOUSINGS | PLUG HOUSINGS | CONTACTS |
|---|---|--|
| <div></div> <div>8P Cap housing, UL 94V-0, Dual Row, Free Hanging, 3mm Centerline 794616-8</div> | <div></div> <div>8P Plug Housing, Dual Row, 3mm Centerline 794617-8</div> | <div></div> <div>24-20 AWG Locking Lance contact Retention Receptacle, Snap-In 794606-1</div> <div></div> <div>24-20 AWG, Pin Contact, Crimp Snap, Tin Plated 1-794608-0</div> |

Economy Power 2.5 Connectors

Compact Economy Power 2.5 connectors are designed for easy assembly of space limited low power and signal systems. The connectors feature polarization tabs to help prevent post misalignment, audible positive latching to provide complete mating, and low insertion force (LIF) contacts for ergonomic assembly. Additional EP 2.5 product options further simplify the assembly process, including packaging to support automated board assembly and terminal position assurance (TPA) devices to secure contacts in a mated position.



Wire-to-Wire



Wire-to-Board



Low Insertion Force



Flame Resistance



Terminal Position Assurance









Color and Keying

| PLUG HOUSINGS | HEADER | CONTACT |
|---|---|---|
| <div></div> <div>4P Plug Housing, Crimp, 1 Row, Mating Retention, Glow Wire, Natural 1744417-4</div> | <div></div> <div>4P PCB Mount Header, Vertical, Fully shrouded, Through Hole - Solder 1744439-4</div> | <div></div> <div>24-20 AWG Socket Contact, Tin Plated, Phosphor Bronze, Receptacle 1744423-1</div> |

RAST CONNECTORS

RAST connectors are useful for high-volume assembly, particularly in HVAC systems, although an initial investment in tooling is required. Their standardized design allows interoperability among manufacturers adhering to the RAST standard, which can lead to seamless integration into HVAC equipment. Keying and polarization features help ensure error-proof connections, even with multiple connectors of the same size, enhancing reliability and safety in HVAC applications. With a comprehensive portfolio covering both signal and power connectors, RAST connectors provide versatility for various HVAC system components, facilitating efficient assembly and operation.




| | Subsystems | Outdoor Unit Heat Pump or Air Conditioning Unit | Indoor Unit Mini-Split Unit |
|---|--------------------|--|--------------------------------|
|  | Control System | YES | YES |
|  | Motors/Compressors | YES | YES |
|  | Valves/Solenoids | YES | |
|  | User Interface | | YES |
|  | Sensing | YES | YES |


AMP DUOPLUG II Connector System

Compact insulation displacement contact (IDC) termination offers a space-efficient alternative to RAST 5 connectors.

CONNECTOR SYSTEM



6P, Connector, 1 Row, 2.5mm centerline, Wire-to-Board
[3-1534796-6](#)



3P, PCB Locking Wire-To-Wire, Insulation Displacement, PA 6 GF, Fully Loaded
[1-1740501-3](#)

IDC

Insulation Displacement Connector

WTW

Wire-to-Wire

WTB

Wire-to-Board

Monoplug 2.5 Connectors

Monoplug 2.5 connectors meeting RAST standards are insulation displacement contact (IDC) products engineered for easy assembly of complex wire-to-board systems. The connectors feature a through hole design that supports daisy chain, pass through or bus applications, while also eliminating the need for a separate cover.



Wire-to-Board



Flame Resistance




Color and Keying



Insulation Displacement Connector

CONNECTOR SYSTEM



7P, Connector, 1 Row, 2.5mm centerline,
Wire-to-Board, PA 66 GF
[1-2232892-7](#)

AMP DUOPLUG Power Connector System

AMP DUOPLUG power connectors are insulation displacement contact (IDC) connectors for safe, fast production of wire harnesses in printed circuit board (PCB) applications. The connectors meet the RAST 2.5 standard and include configurations for direct PCB edge mounting and indirect mounting with RAST 2.5 PCB headers. They feature a twisted contact that secures the connection with high contact force, while maintaining a low mating force.



Wire-to-Board



Flame Resistance




Color and Keying




Insulation Displacement Connector

CONNECTOR SYSTEM



5P, Connector, Wire-to-Board,
Insulation displacement, 1 Row,
PA 6, Fully Loaded
[1534415-5](#)



5P, Connector, PCB Wire-to-Board,
Insulation displacement, 1 Row, PA 6,
Fully Loaded
[1740533-5](#)

Monoplug Power Connectors

Compact connector system with a high current rating.



Wire-to-Board



Flame Resistance



Color and Keying



Insulation Displacement Connector

CONNECTOR SYSTEM



5P Connector, Wire-To-Board,
Insulation Displacement, 1 Row
[2325926-5](#)

Positive Lock RAST 5 Connector System

These receptacles offer ergonomic assembly and secure connections due to a positive locking feature that allows for both low insertion force (LIF) and high retention force. The system mates with 6.35 x 0.81 mm tabs containing detent holes that engage the positive locking mechanism.



Wire-to-Wire



Wire-to-Board







Flame Resistance



Color and Keying



Low Insertion Force

| HOUSING | | CONTACT | |
|---|---|---|---|
|  | 6P Receptacle Housing, Wire-To-Wire, 1 Row, RAST 5 IDC Connectors 521208-1 |  | 22-18 AWG, Socket Contact, 240 VAC/VDC, Crimp, Discrete Wire, Tin Plating 1217378-2 |
|  | 5P Receptacle Housing, 1 Row Wire-to-Wire, Mating Retention 521267-1 |  | 16-12 AWG, Socket Contact, 240 VAC/VDC, Tin Plating, Contact Base Material Brass 1217095-2 |

AMP Standard Timer Connector System

The AMP standard timer wire-to-board connector system includes crimp power timer contacts that mate with terminal housings and printed circuit board (PCB) headers designed according to RAST 5 standards. These end-to-end stackable connectors support high density PCB designs and high current applications – up to 16A.



Wire-to-Board







Flame Resistance



Color and Keying



Terminal Position Assurance

| HOUSING | | CONTACT | |
|---|--|---|--|
|  | 4P Housing, Plug, Wire-To-Board, 1 Row, Mating Retention with exterior locking 1241965-4 |  | 20-17 AWG, Standard Timer Terminal, Locking Lance, F-Crimp, 6.3 contact size 964201-1 |
|  | 7P Receptacle, Housing, Wire-To-Wire, 1 Row, Mating Retention, Interior & Secondary Locking 1241964-7 |  | 17-13 AWG, Standard Power Timer Terminal, Locking Lance, F-Crimp, 6.3 contact size 964203-1 |

AMP Multifitting Mark II Connectors

These printed circuit board (PCB) connectors were engineered to meet the requirements of advanced in-line mating technology and are available in both direct and indirect mating configurations. The connector system features a standard exterior locking device with optional interior locking versions available.



Wire-to-Board



Flame Resistance



Color and Keying



Insulation Displacement Connector

CONNECTOR



5P Connector, Polarization Mating Alignment, 10 AMP, Insulation displacement, Exterior locking
[1534072-5](#)



4P Connector, Polarization Mating Alignment, 10 AMP, Insulation displacement, Interior locking
[1534077-4](#)



4P Connector, Keyed Mating Alignment, 10 AMP, Insulation displacement, Exterior locking
[1534073-4](#)

AMP MONO-SHAPE Connectors

AMP MONO-SHAPE products are insulation displacement contact (IDC) wire-to-board connectors meeting the RAST 5 standard. These 5mm pitch printed circuit board (PCB) connectors are engineered to offer design flexibility without requiring multiple application tooling solutions.



Wire-to-Board



Flame Resistance




Color and Keying



Insulation Displacement Connector

CONNECTOR




1P Connector Assembly, Receptacle, Polarization Mating Alignment, Insulation Displacement
[1-282086-7](#)



6P Connector Assembly, Insulation Displacement, Wire-to-Board, 220 VAC/VDC
[1-282046-1](#)



4P Connector Assembly, Receptacle, Polarization Mating Alignment, Insulation Displacement
[1-282004-1](#)








7P Connector Assembly, Wire-To-Board, Insulation Displacement, LIF up 10A
[293143-1](#)

MAGNET WIRE SOLUTIONS


Our magnet wire solutions provide a convenient alternative to manual soldering or welding, eliminating the need to remove insulation. They're excellent for connecting magnet wire to magnet wire and/or stranded wire. In compressors, maintaining a seal between the motor and the external power supply is vital. Our electrical pass-through cluster block connector system helps ensure this seal, offering hermetic protection. Explore TE's solderless magnet wire solutions for enhanced performance in both internal and external connections to compressors.



| | Subsystems | Outdoor Unit Heat Pump or Air Conditioning Unit | Indoor Unit Mini-Split Unit |
|---|--------------------|--|--------------------------------|
|  | Control System | NO | NO |
|  | Motors/Compressors | YES | YES |
|  | Valves/Solenoids | YES | |
|  | User Interface | | NO |
|  | Sensing | NO | NO |

AMPLIVAR Terminals & Splices

AMPLIVAR terminals and splices are magnet wire connectors featuring crimp barrels with sharp edged serrations that pierce magnet wire insulation without wire stripping. This unique crimp results in a solderless and airtight connection without the contaminants, cold solder points, weld burns and wire embrittlement associated with thermal termination. Terminals are available in a variety of styles, including ring tongue and FASTON straight, flag or stator receptacles.



| SPLICE | RECEPTACLE | RING TERMINAL |
|---|---|--|
|  <div>3 Splice Capacity, Pigtail splice, 3000-7000 CMA Wire Size 62308-2</div> |  <div>20-17 AWG, .25 in, Flag FASTON Receptacle 1742881-1</div> |  <div>20-16 AWG, Closed Ring Tongue Terminal, Open Barrel, Straight, Tin, Uninsulated 60322-2</div> |

MAG-MATE Terminals

MAG-MATE terminals use insulation displacement contact technology for high-speed termination of copper or aluminum magnet wire without wire stripping, soldering or welding. The termination system includes the IDC terminal and a compatible plastic cavity that is either integrated into the coil body or part of a separate housing. MAG-MATE terminals are designed for fully or semi-automated assembly to provide uniform, gas-tight connections at low applied cost.



Insulation Displacement Connector



Straight Orientation



Flag Orientation



Magnet Wire

MAG-MATE TERMINAL



20-18 AWG, Poke-In, Twisted, Size 2, Tin Plated, Insulation Displacement
[63658-1](#)

POKE-IN TAB




18-14 AWG, Poke-In Tab, Flag, Crimp / Insulation Displacement
[63458-1](#)

LEAF TERMINAL



22-20 AWG, Leaf Terminal, Twisted, Insulation Displacement
[928770-2](#)

LEAF TERMINAL



24-22 AWG solder Post, Size 2, Insulation Displacement, Dimple mating
[63659-1](#)

SIAMEZE Terminals

SIAMEZE insulation displacement contact terminals bring high-speed, solderless magnet wire termination to space constrained, small motor systems. The IDC terminal features a moving beam contact to fit a wide range of magnet wire sizes in a single terminal. SIAMEZE terminals can be applied with automated or manual assembly to achieve stable, gas-tight connections of either copper or aluminum magnet wire, without the need for pre-stripping.



Insulation Displacement Connector




Straight Orientation




Magnet Wire

TAB TERMINAL




34-18 AWG Tab .25 in Width, Straight, Insulation Displacement
[1601002-2](#)



34-18 AWG, Solder Post, 1.5mm Mating Tab, Insulation Displacement
[2-1601063-2](#)




WIRE-TO-WIRE TERMINAL



20 AWG, Wire-To-Wire Terminal, Straight, Insulation Displacement
[4-1601237-1](#)

Hermetic Cluster Block

Cluster blocks provide manufacturers of air conditioning and refrigeration products with a low-cost, fully insulated, electrical quick-connect to mate with hermetic compressor header pins. They feature high impact resistance to shock and abuse, and long-life performance in the presence of oils and refrigerants. Since the connectors accept pins from only one side, the danger of reversing polarity at the time of installation is minimized.

| HOUSING | RECEPTACLE |
|--|---|
| <div><p>20-16 AWG, 3 Circuits, 2.3mm Cluster Block Housing 171370-3</p></div> <div><p>22-10 AWG, 3 Circuits, 2.29mm Cluster Block Housing 880631-5</p></div> | <div><p>Receptacle Cluster Pin 0.19 dia 1599105-1</p></div> |



Low Insertion
Force



Flame
Resistance



Magnet Wire








Multi-Position
Housing

QUICK CONNECTS

Quick connects provide efficient solutions for discrete wire-to-wire and wire-to-board connections in HVAC systems. With standardized tab and receptacle designs, they allow easy component replacement in the field using standard tools or none at all. These connectors are primarily utilized for power applications such as connections to motors, capacitors, and contactors, for reliable and convenient electrical connections in HVAC setups.



| | Subsystems | Outdoor Unit Heat Pump or Air Conditioning Unit | Indoor Unit Mini-Split Unit |
|---|--------------------|--|--------------------------------|
|  | Control System | YES | YES |
|  | Motors/Compressors | YES | YES |
|  | Valves/Solenoids | YES | |
|  | User Interface | | YES |
|  | Sensing | NO | YES |

FASTON Terminals

These advantages have made our FASTON quick connects the industry leader in the appliance and automotive industries. The same advantages continue to attract more users. With over 60 years of experience providing quick connects to our customers, we constantly strive to introduce new and improved products to add to our quick connect family.



Wire-to-Wire



Wire-to-Panel



Low Insertion
Force



Flame
Resistance



Pre-Insulated



Color and
Keying



Crimp



Straight
Orientation



Flag
Orientation

| HOUSING | RECEPTACLE TERMINAL | TAB TERMINAL |
|---|---|---|
|  <p>1P Receptacle Housing, Straight, UL 94V-0 280232-6</p> |  <p>22-18 AWG, Receptacle, Straight, F-Crimp, Open Barrel 42640-2</p> |  <p>PCB Terminals, Tab, Mating Tab Width 0.25 in, Through Hole - Solder, Tin Plating 63824-1</p> |

Ultra-Fast FASTON Receptacles and Tabs

Ultra-Fast fully insulated FASTON receptacles and tabs offer the advantage of a completely protected terminal and a closed barrel wire crimp with comparable electromechanical performance to open barrel “F” crimp FASTON terminals. The user-friendly design combines easy mating with rounded corners. The terminals are offered as straight receptacles, flag receptacles, and tabs.



Wire-to-Wire



Flame Resistance



Color and Keying



Pre-Insulated



Crimp




Straight Orientation



Flag Orientation

RECEPTACLE



22 - 18 AWG, Receptacle, F-Crimp, Straight, Brass
[2-520183-2](#)

TAB



22 - 18 AWG, Tab, F-Crimp, Straight, Brass
[2-520102-2](#)

Positive Lock Receptacles and Housings

Positive Lock terminals and housings are differentiated by their low insertion force (LIF) locking receptacles that offer easy assembly and reliable tab mating. The Positive Lock receptacle achieves high retention force while maintaining LIF by securely locking onto a hole in the mating tab. They provide the assembler with an audible and mechanical “snap” when the terminal is correctly seated, enabling proper assembly - even in hard-to-reach places.



Wire-to-Wire



Wire-to-Panel



Low Insertion Force



Flame Resistance



Crimp



Multi-Position Housing



Straight Orientation




Flag Orientation




Color and Keying

RECEPTACLE



22-18 AWG, Receptacle, Straight, Brass, 0.25 in mating tab width
[170327-1](#)

HOUSING



1P, Crimp Terminal Housing, Straight, UL 94V-2, Contact Mating Retention
[172076-1](#)

Ultra-Pod FASTON Pre-Insulated Terminals

Ultra-Pod pre-insulated FASTON terminals offer efficient one-step application of fully insulated wire-to-wire connections. The integrated plastic carrier can eliminate secondary insulation operations and is compatible with both bench and high-speed automatic termination equipment. The insulation protects the terminals against shock and short hazards and is rated for up to 600V. The terminals feature a low insertion force (LIF) design that provides easier tab insertion, reduces operator fatigue, and improves assembly efficiency. The insulation and contacts for Ultra-Pod terminals are available in a variety of materials to meet application specific safety and electrical requirements.



Wire-to-Wire



Low Insertion Force



Flame Resistance



Color and Keying



Crimp





Straight Orientation



Flag Orientation



Pre-Insulated




| RECEPTACLE | |
|---|--|
|  | <p>22-18 AWG, Receptacle, Straight, Brass, Mating tab width 0.11 in 521436-2</p> |
|  | <p>22-18 AWG, Receptacle, Flag, Brass, Mating tab width 0.25 in 521411-2</p> |

Open Barrel Ring Tongue

The open barrel ring tongue terminal is a versatile grounding solution designed for secure connections. It features terminal blocks with 2D/F crimp for enhanced conductivity and anti-rotational features ensuring stable connections. With stud-retaining capability, it offers added stability for various applications, providing a reliable grounding solution for your needs.



Straight Orientation

| RING TONGUE TERMINAL | | |
|--|--|---|
|  | <p>18-14 AWG, Open barrel, straight, tin, Uninsulated, Stud Size 8 41332</p> | |
|  | <p>10-6 AWG, Open barrel, straight, tin, Uninsulated, Stud Size 10 61352-1</p> | |
| | |  |

www.te.com

© 2024 TE Connectivity Ltd. All Rights Reserved.

TE, TE Connectivity, Power Versa-Lock, POWER TRIPLE LOCK, MATE-N-LOK, VAL-U-LOK, MTA, GRACE INERTIA, AMP DUOPLUG, Positive Lock, AMP, AMP MONO-SHAPE, AMPLIVAR, FASTON, MAG-MATE, SIAMEZE and TE connectivity (logo) are trademarks owned or licensed by the TE Connectivity Ltd. family of companies. All other logos, products and/or company names referred to herein might be trademarks of their respective owners. While TE Connectivity has made every reasonable effort to ensure the accuracy of the information in this document, TE Connectivity does not guarantee that it is error-free, nor does TE Connectivity make any other representation, warranty, or guarantee that the information is accurate, correct, reliable or current. TE Connectivity reserves the right to make any adjustments to the information contained herein at any time without notice. TE Connectivity expressly disclaims any liability and all implied warranties regarding the information contained herein, including, but not limited to, any implied warranties of merchantability or fitness for a particular purpose. TE Connectivity's obligations shall only be as set forth in TE Connectivity's Standard Terms and Conditions of Sale for this product and in no case will TE Connectivity be liable for any incidental, indirect or consequential damages arising out of the sale, resale, use or misuse of the product. Users of TE Connectivity products should make their own evaluation to determine the suitability of each such product for the specific application.

04/24

