

4

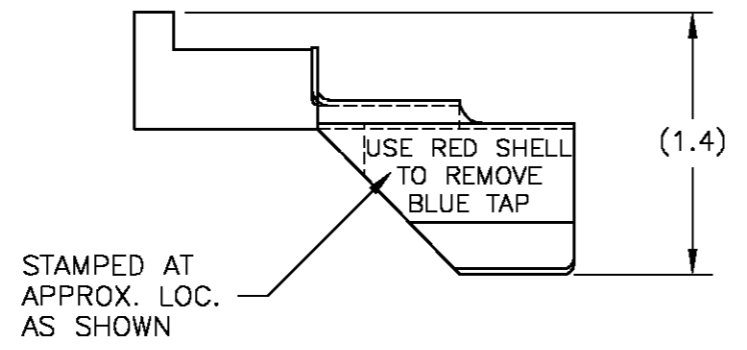
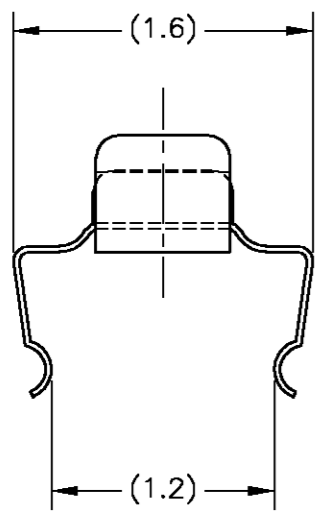
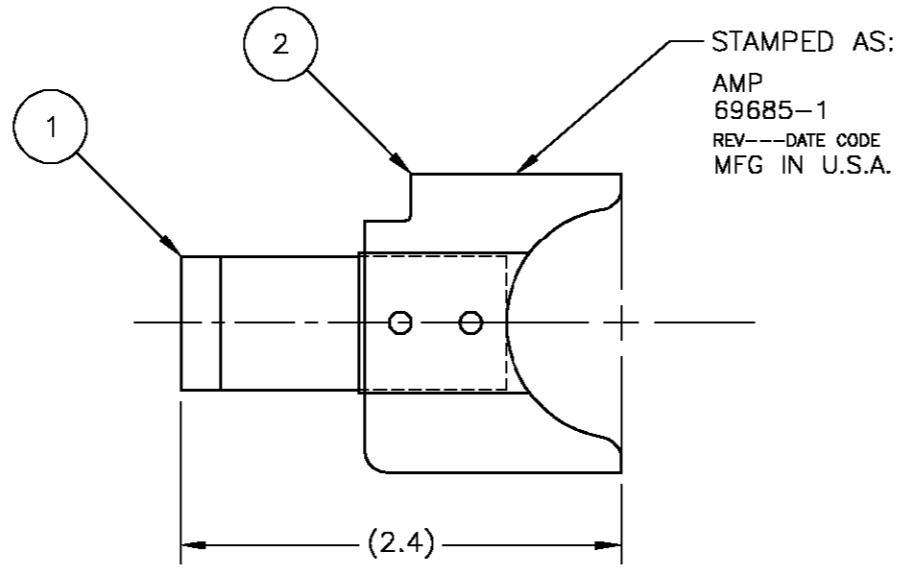
3

2

1

THIS DRAWING IS UNPUBLISHED. RELEASED FOR PUBLICATION  
 © COPYRIGHT BY TYCO ELECTRONICS CORPORATION. ALL RIGHTS RESERVED.

LOC	DIST	REVISIONS				
P	LTR	DESCRIPTION	DATE	DWN	APVD	
GA	1	E	PER LC20-0035-07 / ECO-07-002719	07FEB07	DM BJ	



11176	69685
H.O. NO.	TYCO P/N

QTY	DESCRIPTION	ITEM NO
1	TAKE OFF CLIP	2
1	PUSHER, BLOCK	1
PARTS LIST		

THIS DRAWING IS A CONTROLLED DOCUMENT.		DWN R JOHANNESSEN 20JAN2007	Tyco Electronics Corporation Markham, ON L3R-1E1	
DIMENSIONS: INCHES		CHK V. HOXHA 07FEB2007	NAME B. JOHNSON	
		APVD 07FEB2007	PRODUCT SPEC -	
TOLERANCES UNLESS OTHERWISE SPECIFIED:		APPLICATION SPEC -	SIZE A3	CAGE CODE 00779
0 P/LC ±		WEIGHT -	DRAWING NO C-69685	RESTRICTED TO -
1 PLC ±		CUSTOMER DRAWING		
2 PLC ±		SCALE NTS	SHEET 1 OF 1	REV E
3 PLC ±				
4 PLC ±				
ANGLES ±				
MATERIAL				
FINISH				