


THIS DRAWING IS UNPUBLISHED. RELEASED FOR PUBLICATION
 © COPYRIGHT - By - ALL RIGHTS RESERVED.


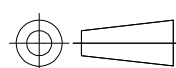
REVISIONS					
P	LTR	DESCRIPTION	DATE	DWN	APVD
	A	INITIAL DRAWING	17MAR2017	KK	SE

TABLE FOR POSITIONERS (STANDARD AND COMPACT TOOLS)			
SL. NO.	PART NO.	DESCRIPTION	USED FOR
1	1-2823582-1	M12-TMC-P1 POSITIONER	-
2	1-2823582-2	M12-TMC-P2 POSITIONER	-
3	1-2823582-3	M12-TMC-P3 POSITIONER	-
4	1-2823582-4	M12-TMC-P4 POSITIONER	D4, A5 PIN AND SOCKET FOR STANDARD TOOL
5	1-2823582-5	M12-TMC-P5 POSITIONER	-
6	1-2823582-6	M12-TMC-P6 POSITIONER	A8 PIN AND SOCKET FOR STANDARD TOOL
7	1-2823582-7	M12-TMC-P7 POSITIONER	-
8	1-2823582-8	M12-TMC-P8 POSITIONER	A8 PIN FOR COMPACT TOOL
9	1-2823582-9	M12-TMC-P9 POSITIONER	A8 SOCKET FOR COMPACT TOOL
10	2-2823582-0	M12-TMC-PX1 POSITIONER	X-CODED PIN FOR COMPACT TOOL
11	2-2823582-1	M12-TMC-PX2 POSITIONER	X-CODED SOCKET FOR COMPACT TOOL



PICTORIAL VIEW OF M12 POSITIONER

NOTE: FOR USE WITH M12 CRIMP TOOLS
 (FOR STANDARD AND COMPACT TOOLS)

THIS DRAWING IS A CONTROLLED DOCUMENT.		DWN KIRAN K 17MAR2017	 TE Connectivity		
DIMENSIONS: mm		CHK KIRAN K 17MAR2017			
		APVD S EGBERT 17MAR2017	NAME M12 A-CODE AND D-CODE POSITIONERS (FOR STANDARD AND COMPACT TOOLS)		
TOLERANCES UNLESS OTHERWISE SPECIFIED:		PRODUCT SPEC	APPLICATION SPEC		
0 PLC ± - 1 PLC ± - 2 PLC ± - 3 PLC ± - 4 PLC ± - ANGLES ± -		WEIGHT	SIZE A3	CAGE CODE 00779	DRAWING NO C-2823582
MATERIAL		FINISH	RESTRICTED TO		
-		-	CUSTOMER DRAWING		
		SCALE NTS	SHEET 1 OF 1	REV A	