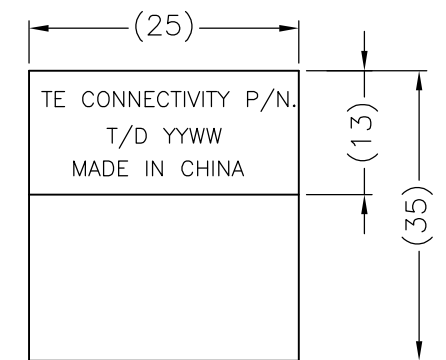
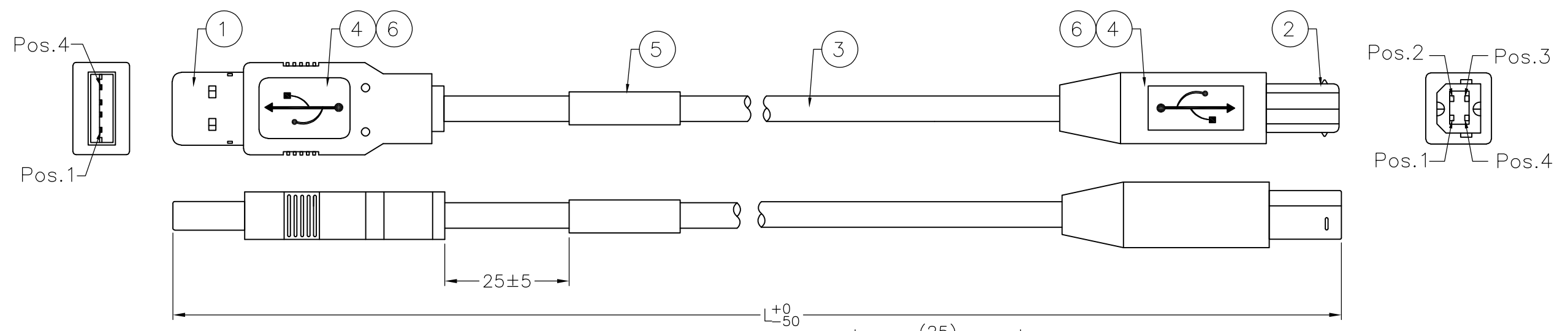


THIS DRAWING IS UNPUBLISHED. RELEASED FOR PUBLICATION
 © COPYRIGHT - By - ALL RIGHTS RESERVED.

LOC	DIST	REVISIONS					
GP	00	P	LTR	DESCRIPTION	DATE	DWN	APVD
			C1	REVISED PER ECO-11-005033	23MAR11	RK	HMR

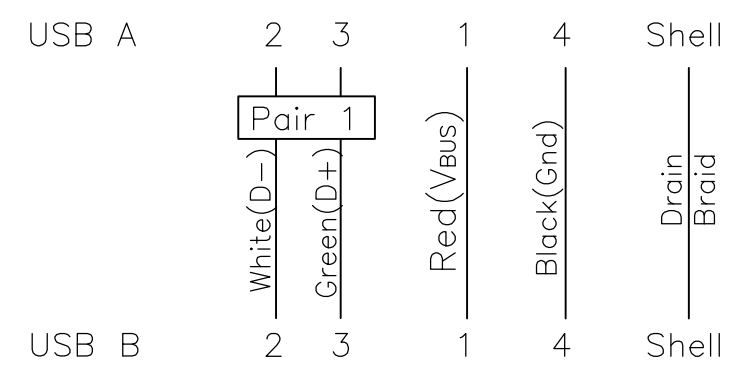
Tooling Drawing NO.
 USB A: TR00662
 USB B: TR00664



- NOTES:
- TESTED FOR CONTINUITY, SHORTS AND OPENS, HI-POT 630V FOR 10MS.
 - CABLE ASSEMBLY MEETS USB 2.0 STANDARDS.
 - EXPOSED CABLE BRAID IS NOT PERMISSIBLE BEYOND OVERMOLD.
 - THE FINAL CABLE ASSEMBLY MAXIMUM LENGTH NOT TO EXCEED 4300MM PER USB SPECIFICATIONS.
 - MEETS REQUIREMENTS OF EU DIRECTIVE 2002/95/EC

PART NO.	1487589-1	1487589-2
LENGTH(L)	3000mm	2500mm

PIN ASSIGNMENT :



AR	AR	MR	COPPER FOIL, W: 5MM	6
1	1	PC	LABEL, 25x35mm, White 25x13mm	5
AR	AR	KG	Overmold PVC, 40P, Color: White(WH01)	4
AR	AR	MR	USB 2.0 Cable 25AWG*1P+22AWG*2C+Al/Mylar +Drain+Braid, Color: White(WH01).	3
1	1	EA	USB 4Pin Connector Contacts: Gold 30U Plated, Shell: Nickel Plated, Housing UL94V-0 B Type.	2
1	1	EA	USB 4Pin Connector Contacts: Gold 30U Plated, Shell: Nickel Plated, Housing UL94V-0 A Type.	1
-2	-1	U/M	DESCRIPTION	ITEM

THIS DRAWING IS A CONTROLLED DOCUMENT.		DWN	BOVEY LIU	25FEB02	TE Connectivity NAME CABLE ASSEMBLY, USB A TYPE TO USB B TYPE			
DIMENSIONS: mm		CHK	J.HUNT	25FEB02				
TOLERANCES UNLESS OTHERWISE SPECIFIED:		APVD	J.HUNT	25FEB02				
0 PLC ± - 1 PLC ± - 2 PLC ± - 3 PLC ± - 4 PLC ± - ANGLES ± -		PRODUCT SPEC	-					
MATERIAL		FINISH	-		APPLICATION SPEC	-		
-		-		WEIGHT	-			
-		-		CUSTOMER DRAWING	SCALE	N.T.S		
-		-		SIZE	A3	CAGE CODE	00779	
-		-		DRAWING NO	C=1487589		RESTRICTED TO	-
-		-		SHEET	1 OF 1		REV	C1