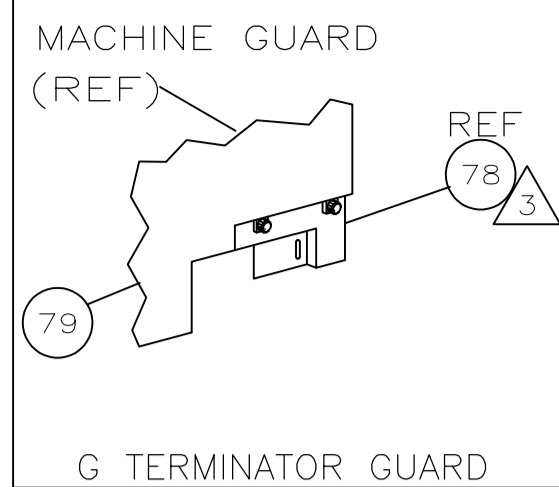


PART NUMBER	REV	FIRST USED
680184-3	E	354500-1

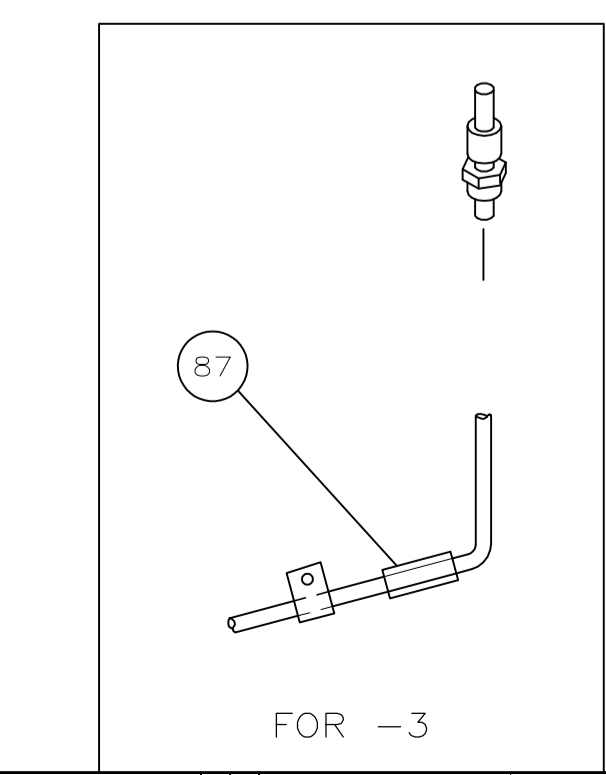
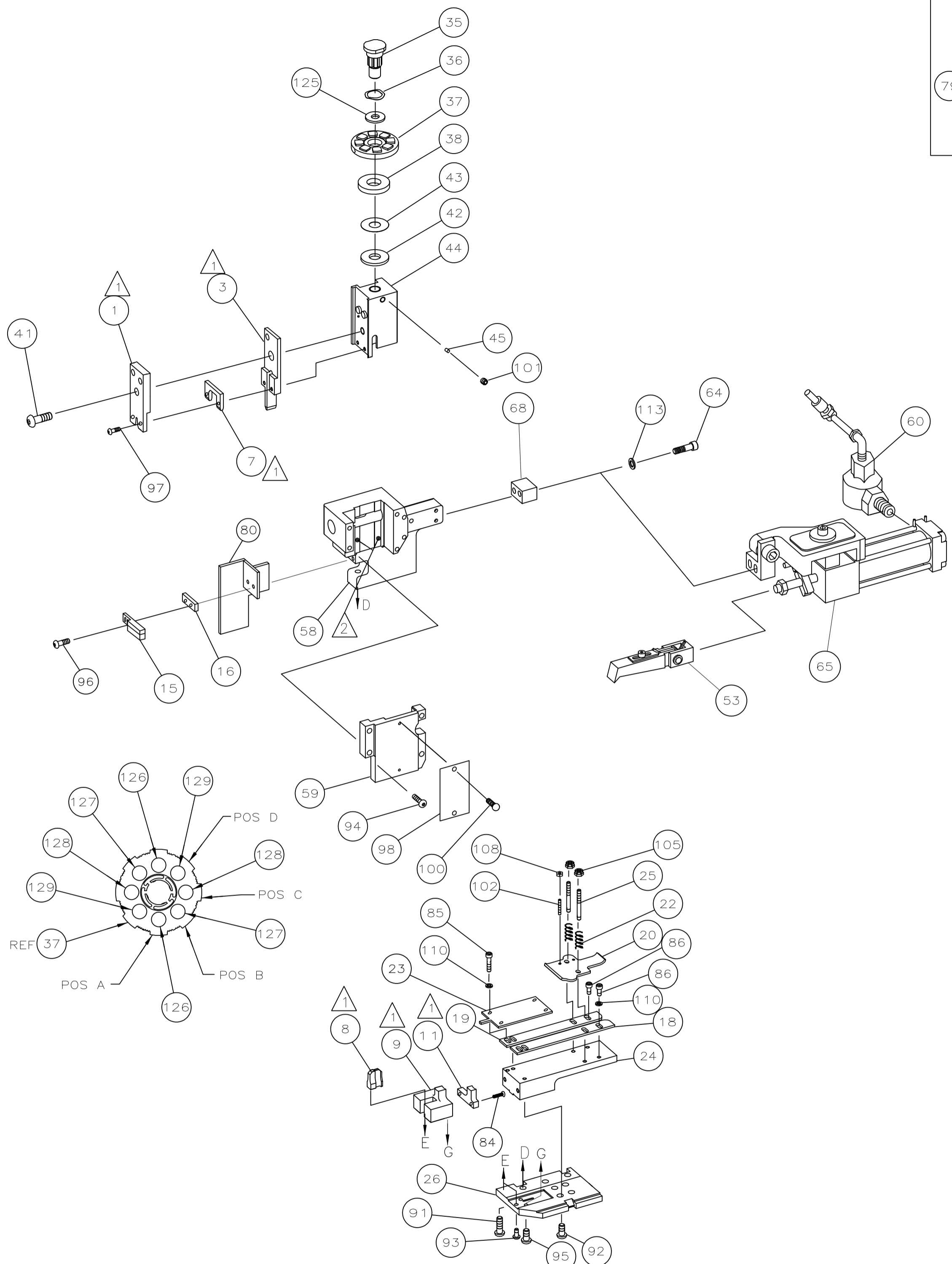


TERMINAL NAME: AMPLIVAR™ SPLICE 7 SERRATIONS					
62001 42779		CRIMPING DATA			
PAD LTR	CRIMP HEIGHT	CMA			
A	.076 ±.002 [1.93 ±0.05mm]	6200-7000 (2)15			
B	.072 ±.002 [1.83 ±0.05mm]	5200-6000 (2)16			
C	.069 ±.002 [1.75 ±0.05mm]	4000-5000 (2)17			
D	.065 ±.002 [1.65 ±0.05mm]	3000-3800 (2)18			
CRIMP	SIZE	TYPE	RANGE		
WIRE	.180 [4.57mm]	F	3000-7000 CMA		
INSUL	-	-	-		
WIRE STRIP LENGTH	TERM APPL SPEC	FEED	APPL INST	SET UP GAGE	LAYOUT
-	114-2002	.315	408-8039	-	L1623Q

QTY	REF	DESCRIPTION	ITEM NO
2	-	C 3-354779-0 PIN, WIRE DISC (.3140)D	129
2	-	C 1-354779-7 PIN, WIRE DISC (.3075)C	128
2	-	C 1-354779-0 PIN, WIRE DISC (.3040)B	127
2	-	C 354779-4 PIN, WIRE DISC (.3010)A	126
1	-	A 986950-1 WASHER, FLAT PRECISION	125
			124
			123
			122
			121
			120
			119
			118
			117
			116
			115
			114
2	-	A 21024-5 WASHER, LOCK(NO.10)	113
			112
			111
6	-	A 21024-4 WASHER, LOCK(NO.8) SHEAR BL	110
			109
2	-	A 21018-4 NUT, HEX(4-40) DRAG	108
			107
			106
2	-	A 21022-2 NUT, HEX SL(8-32) DRAG STUD	105
			104
			103
2	-	A 2-21006-6 SCR, SKT SET(4-40x.62) DRAG	102
1	-	A 21009-2 SCR, SKT SET(1/4-20x.25) RAM	101
2	-	A 1-21002-3 SCR, BHC(4-40x.25) ID PLATE	100
			99
1	-	B 464249-1 PLATE, IDENTIFICATION	98
2	-	A 2-21002-8 SCR, BHC(10-32x.63)	97
2	-	A 3-21000-2 SCR, SHC(8-32x1.25) GUARD	96
2	-	A 2-22733-0 SCR, BHC(10-32x.38 LW) ANVIL	95
4	-	A 2-21002-9 SCR, BHC(10-32x.75) CAP	94
1	-	A 22733-8 SCR, BHC(8-32x.38 LW) ANVIL	93
4	-	A 3-21002-4 SCR, BHC(1/4-20x.62) ST OD PL	92
3	-	A 2-22733-8 SCR, BHC(1/4-20x.62) HSG	91
			90
			89
			88
1	-	B 318848-1 AIR BLAST ASSY	87
2	-	A 2-21000-6 SCR, SHC(8-32x.38) STRIP GUIDE	86
4	-	A 2-21000-7 SCR, SHC(8-32x.50) R STRIP GUIDE	85
2	-	A 1-21002-6 SCR, BHC(6-32x.25) R STRIP GUIDE	84
			83
			82
			81
1	-	C 224383-1 GUARD, SIDE	80
1	-	C 224388-1 GUARD ASSY	79
REF	-	A 224322-1 INSERT, GUARD	78
			77
			76
			75
			74
			73
			72
			71

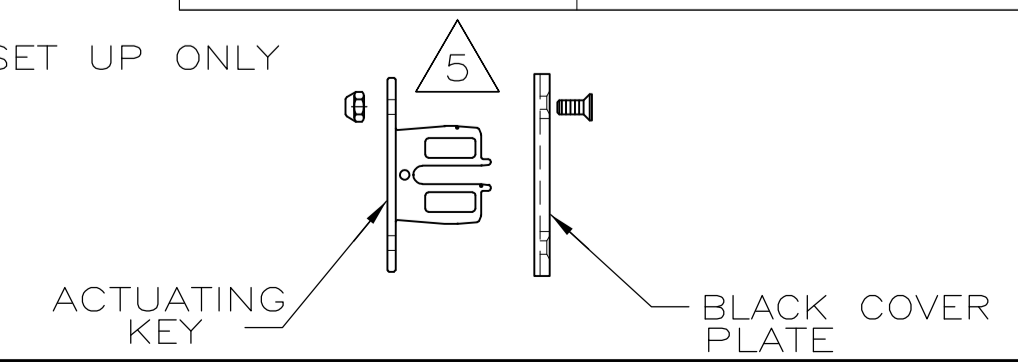
QTY REQD PER ASSY	U/M	DWG SIZE	PART NO	DESCRIPTION	ITEM NO
-3	U/M	DWG SIZE	PART NO	DESCRIPTION	ITEM NO

QTY REQD PER ASSY		PARTS LIST	
1	-	C	224383-1 GUARD, SIDE
1	-	C	224388-1 GUARD ASSY
REF	-	A	224322-1 INSERT, GUARD



- 1 RECOMMENDED SPARE PARTS.
- 2 GREASE LIGHTLY.
- 3 GUARD MUST BE IN PLACE WHEN OPERATING APPLICATOR IN A BENCH MACHINE.
- 4 SEE DRAWING FOR COMPONENTS
- 5 REMOVE ACTUATING KEY AND BLACK COVER PLATE FROM EXISTING G TERMINATING GUARD AND INSTALL ON ITEM 79
- 6 LUBRICATOR REQUIRED WITH AMPLIVAR SPLICE TERMINAL

7 MAG WIRE SIZES FOR SET UP ONLY



-3		BENCH MODEL G	AIRFEED	ITEM NO
				70
				69
				68
1	-	A	461690-1 SPACER, AIR FEED	67
				66
1	-	B	460277-1 AIR FEED ASSY	65
2	-	A	4-21000-3 SCR, SHC 10-32x2.00 AIR ASSY	64
				63
				62
				61
1	-	B	692655-7 AIR FEED VALVE ASSEMBLY	60
1	-	A	462926-1 CAP, RAM	59
1	-	D	453736-1 HOUSING	58
1	-	A	7-21013-3 SCR, SET(5/16-24x.38) CR BOLT	57
				56
				55
				54
1	-	B	460680-7 FEED FINGER ASSY	53
				52
				51
				50
				49
				48
				47
				46
1	-	A	690191-1 PLUG, NYLON	45
1	-	D	459586-1 RAM	44
1	-	A	690125-1 WASHER, LAMINATED	43
1	-	A	690124-9 WASHER, RAM	42
1	-	A	7-21002-9 BOLT, CRIMPER(5/16-24x1.00)	41
				40
				39
1	-	A	690223-2 SPACER, INSULATION DISC	38
1	-	D	354777-1 WIRE DISC, PLASTIC	37
1	-	A	22480-5 WASHER, SPRING	36
1	-	B	690212-1 POST, RAM	35
				34
				33
				32
				31
				30
				29
				28
				27
1	-	A	224371-1 PLATE, BASE	26
2	-	A	22354-7 DRAG, STUD	25
1	-	B	462931-2 PLATE, STRIP GUIDE	24
1	-	C	462932-1 PLATE, STRIP COVER	23
2	-	A	3-22281-8 SPRING, DRAG	22
				21
1	-	A	462925-1 DRAG, STOCK	20
1	-	B	462929-1 GUIDE, STRIP (REAR)	19
1	-	C	462930-1 GUIDE, STRIP (FRONT)	18
				17
1	-	B	2-690451-5 SPACER, STRIPPER	16
1	-	B	1633729-1 STRIPPER ASSEMBLY	15
				14
				13
				12
1	-	B	459684-2 PLATE, GUIDE RETAINING	11
				10
1	-	B	224372-1 BODY, ANVIL	9
1	-	D	224319-1 ANVIL	8
1	-	B	459581-2 BLADE, SLUG	7
				6
				5
				4
				3
1	-	B	318158-1 GUIDE, CRIMPER	2
				1
1	-	C	1-459585-0 CRIMPER, WIRE	1

QTY REQD PER ASSY	U/M	DWG SIZE	PART NO	DESCRIPTION	ITEM NO
-3	U/M	DWG SIZE	PART NO	DESCRIPTION	ITEM NO

QTY REQD PER ASSY		PARTS LIST	
1	-	C	1-459585-0 CRIMPER, WIRE

DIMENSIONS IN INCHES. DO NOT SCALE PRINT. TOLERANCES UNLESS OTHERWISE SPECIFIED:

2	PLC DEC ±.25
3	PLC DEC ±.
4	PLC DEC ±.

ANGLES ± - SURF TEXTURE: ✓ REMOVE BURRS, BREAK SHARP EDGES R.015 MAX

DR	6-30-95	APP	7-7-95
R O WILSON		A BEDDICK	
CHK	7-6-95	REL	12/8/95
C ERISMAN		B. MORGAN	

NAME: END FEED HDM APPLICATOR MACHINE REF: MINI APPL

SCALE: - DWG NO: 680184 SHEET: 1 OF 1 REV: E

THIS DRAWING IS A CONTROLLED DOCUMENT FOR AMP INCORPORATED. IT IS SUBJECT TO CHANGE AND THE CONTROLLING ENGINEERING ORGANIZATION SHOULD BE CONTACTED FOR THE LATEST REVISION.

THIS INFORMATION IS CONFIDENTIAL AND IS DISCLOSED TO YOU ON CONDITION THAT NO FURTHER DISCLOSURE IS MADE BY YOU TO OTHER THAN AMP PERSONNEL WITHOUT WRITTEN AUTHORIZATION FROM AMP INCORPORATED, HARRISBURG, PA.

LOC A
DIST 66