

OACM Series

**Slim Line
AC Output Modules**

cULus File E29244

Users should thoroughly review the technical data before selecting a product part number. It is recommended that users also seek out the pertinent approvals files of the agencies/laboratories and review them to ensure the product meets the requirements for a given application.

Features

- Slim line .4" (10.2mm) thick package.
- 4000V rms optical isolation.
- High immunity to false operation.
- Series compatible.
- Output modules can be controlled from sinking or sourcing logic.
- Compatible with 2IOM series mounting boards.

Engineering Data

- Switch Form:** 1 Form A (SPST-NO)
- Duty:** Continuous.
- Operating Temperature:** -30°C to +80°C.
- Storage Temperature:** -30°C to +100°C.
- Potting Compound Flammability:** UL94V-0.
- Solderability:** 260°C for 5 seconds, maximum.
- Approximate Weight:** .87 oz. (22.1g).

Ordering Information

		Typical Part Number >	OACM	-5	A
1. Basic Series: OACM = Slim line AC output module — black case					
2. Input Voltage: 5 = 5VDC 15 = 15VDC 24 = 24VDC U = 3-15VDC					
3. Output: Blank = 3A, 120 - 240VAC, zero voltage turn-on output A = 3A, 120 - 240VAC, zero voltage turn-on output H = 5A, 24 - 280VAC, zero voltage turn-on output					

Our authorized distributors are more likely to maintain the following items in stock for immediate delivery.

- OACM-5
- OACM-5H
- OACM-U
- OACM-UH

Input Specifications

Parameter	Conditions	Units	OACM-5 OACM-5H			OACM-U OACM-UH		
			Min.	Typ.	Max.	Min.	Typ.	Max.
Control Voltage Range V_{IN}		VDC	3	5	8	3	5	15
Must Operate Voltage $V_{IN(OP)}$ (Min.)		VDC			3			3
Must release Voltage $V_{IN(REL)}$ (Min.)		VDC	1			1		
Input Current (Max.)	@ V_{IN} =Nominal	mADC	2	8	10	2	8	11
Input Resistance R_{IN}		Ohms	Current Regulator					

PIN-3 must be positive with respect to PIN-4 for correct operation.

OACM Series (Continued)

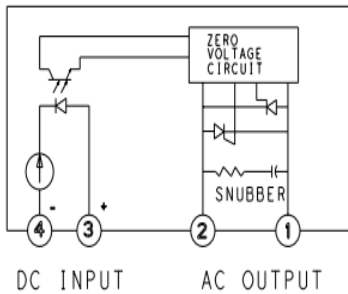
AC Output Modules

Output Specifications (47 to 63 Hz, @ +25°C unless otherwise specified)

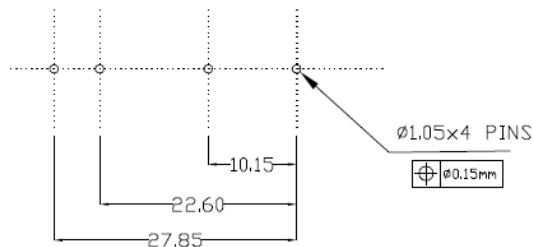
Parameter	Conditions	Units	OACM-5 OACM-U			OACM-5H OACM-UH		
			Min.	Typ.	Max.	Min.	Typ.	Max.
Load Voltage V_L		V rms	24	120 / 240	280	24	120 / 240	280
Repetitive Blocking Voltage		V rms			600			600
Load Current I_L^*		A rms	.05		3	.05		5
Single Cycle Surge Current		A peak		300			300	
Leakage Current (Off-State)	$V_L=280VAC$	mA rms			5			5
On-State Voltage Drop	$I_L=Max.$	V rms			1.6			1.6
Static dv / dt (Off-State)		V/ μs		300			300	
Turn-On Time	@f=60/50 Hz.	ms		8.3 / 10			8.3 / 10	
Turn-Off Time		ms		8.3 / 10			8.3 / 10	
HP / Rating	@ 240VAC	HP		1/4			1/2	

* See Derating curve

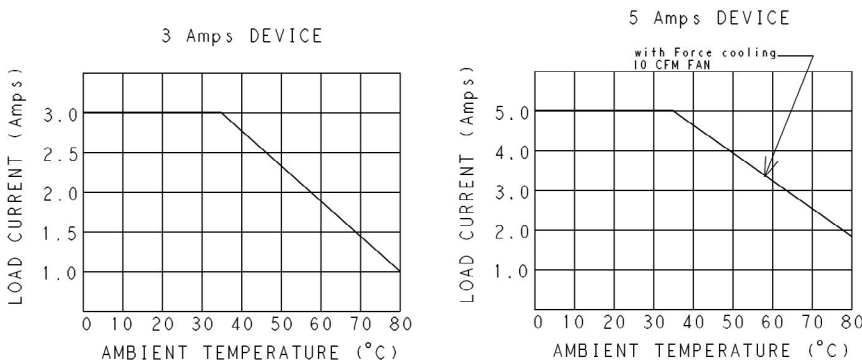
OACM Operating Diagram



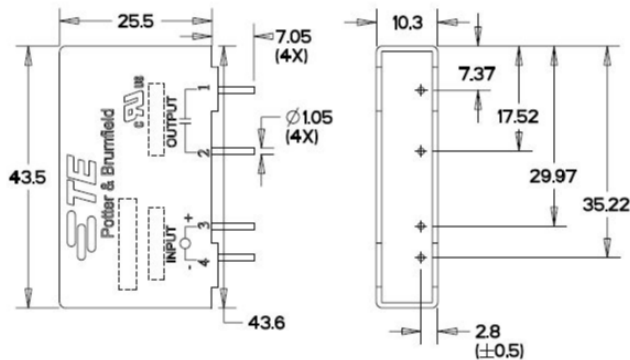
PCB Layout



OAC Derating Diagram



Outline Dimensions



DIMENSION IN mm

Product Code	Part Number
OACM-5	3-1393028-8
OACM-5H	4-1393028-0
OACM-U	3-1393028-1
OACM-UH	7-1393028-2

To view the Solid-State relay application notes click here