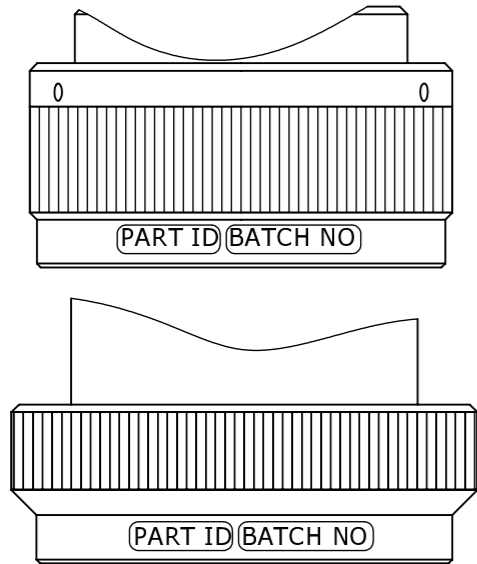


# PART MARK DETAIL FOR TE CIRCULAR BACKSHELL IF IN DOUBT ASK BACKSHELL ENGINEERING TEAM

USED ON \_\_\_\_\_

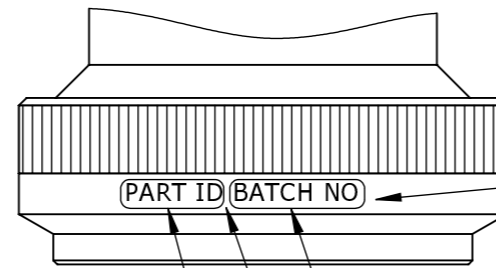
THIS DRAWING IS A CONTROLLED DOCUMENT DWG NO DM0113

## ACCEPTABLE LOCATIONS:



EXAMPLES JUST FOR REFERENCE  
GENERAL RULE IS TO PLACE THE PART MARKING ON THE WIDEST, PLAIN DIAMETER OF THE COUPLING NUT.

STANDARD FONT PARAMETERS:  
FONT TYPE: VERDANA  
STANDARD TEXT HEIGHT - 1,8mm  
USE 1,4mm ONLY IF NECESSARY  
WIDTH / HEIGHT RATIO - 0,5  
CHARACTER SPACING - 0,5



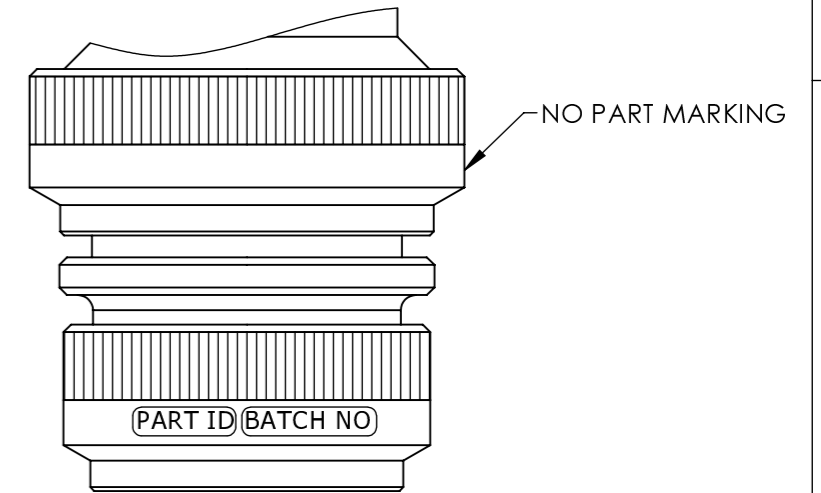
NOTE ORIENTATION - BOTTOM OF LETTERING FACING TOP OF BACKSHELL

BATCH NUMBER; SHALL TAKE FORM - (P)xxxxxx  
PREFIX OF 'P' TO BE INCLUDED OR OMITTED AS DOCUMENTED ON THE PRODUCTION ORDER;

LEAVE ONE CHARACTER SPACE

PART ID - DESCRIPTIVE PART NUMBER, *NOT* TCPN  
- SEE TEXT ON PART MARKING OPERATION  
(THIS MAY BE DIFFERENT TO PART NUMBER ON THE WORKS ORDER)

IN CASE OF STYLE T2 & T3 BACKSHELL ONLY FIRST NUT MUST BE PART MARKED



## NOTE:

- THIS IS THE GOVERNING DOCUMENT FOR STANDARD CIRCULAR BACKSHELL'S PART MARKING INFORMATION. FOR TXR, BND AND PNT BACKSHELLS - PLEASE REFER TO DM0079
- CUSTOMER REQUIREMENTS ON THE DRAWING AND PART MARKING INFORMATION IN SAP ALWAYS TO BE CHECKED PRIOR TO THE PART MARKING OPERATION. (EX. CAGE CODES OR DATE CODES); IN ALL INSTANCES CUSTOMER DRAWINGS TAKES PRIORITY OVER PRODUCTION DRAWINGS (BILL OF MATERIALS) WHICH TAKES PRIORITY OVER THIS DOCUMENT.
- IN CASE OF SUFFIX CVxxxx ON THE END OF THE PART NUMBER PLEASE REFER TO THE CVxxxx DOCUMENT FOR CUSTOMER SPECIFIC PART MARKING/BAGGING INFORMATION.
- IN CASE OF THE INFORMATION DISCREPENCY PLEASE CONTACT BACKSHELL TEAM FOR VALIDATION.

## EXAMPLE:

BTH1-11-05-1-C PXXXXXX

BTH1-11-05-1-C - PART ID  
XXXXXX - BATCH NUMBER

DIMENSIONS: mm	TOLERANCES UNLESS OTHERWISE SPECIFIED:
	0 PLC ±0,40 1 PLC ±0,20 2 PLC ±0,10 ANGLES ±1° ALL FILLETS 0,4 MAX

DWN	19/07/2022	MATERIAL	SEE NOTES	HEAT TREAT	SEE NOTES
CHK	21/07/2022	TE Connectivity			
APVD	19/07/2022				
NAME	R.MCSHERRY				
PART MARK DETAILS FOR CIRCULAR BACKSHELLS (CATALOGUE PARTS)					
SCALE	2:1	SIZE	A3	PART NO	VARIOUS
REV	AB	SHEET	1 OF 1	REV	AB

AB	CRN 26424	03/04/2024	CW	KKW
REV	DESCRIPTION	DATE	DWN	APVD

ALL DIAMETERS 0,10

SURFACE FINISH Ra1,6 MAX  
REMOVE ALL BURRS AND SHARP EDGES TO 0,1 MAX

THIS INFORMATION IS CONFIDENTIAL AND PROPRIETARY TO TYCO ELECTRONICS CORPORATION AND ITS WORLDWIDE SUBSIDIARIES AND AFFILIATES (TE). IT MAY NOT BE DISCLOSED TO ANYONE, OTHER THAN TE PERSONNEL, WITHOUT AUTHORIZATION FROM TE (www.TE.com).