



89 Uncompensated

SPECIFICATIONS

- **316L SS Pressure Sensor**
- **High Pressure**
- **0 - 100mV Output**
- **Absolute**

The 89 uncompensated is a small profile, media compatible, piezoresistive silicon pressure sensor packaged in a 316L stainless steel housing. The 89 uncompensated features 5/16-32 UNEF threads and can be welded in place. It can also be packaged in a variety of threaded fittings such as 1/4 and 1/8NPT, 1/4BSP as well as custom process fittings. Contact factory for threaded fitting options.

The 89 uncompensated is designed for high pressure OEM applications where compatibility with corrosive media is required. The sensing package utilizes silicon oil to transfer pressure from the 316L stainless steel diaphragm to the sensing element.

Please refer to the 89 compensated and constant voltage datasheets for more information on different features of the 89.

FEATURES

- Weldable and Threaded Process Fittings
- -40°C to +125°C Operating Temperature Range
- $\pm 0.25\%$ Pressure Non Linearity
- Solid State Reliability

APPLICATIONS

- Hydraulic Controls
- Process Control
- Pressure Calibrators
- Refrigeration/Compressors

STANDARD RANGES

Range	psia
0 to 1000	•
0 to 3000	•
0 to 5000	•
0 to 10K	•

PERFORMANCE SPECIFICATIONS

Supply Current: 1.5 mA

Ambient Temperature: 25°C (unless otherwise specified)

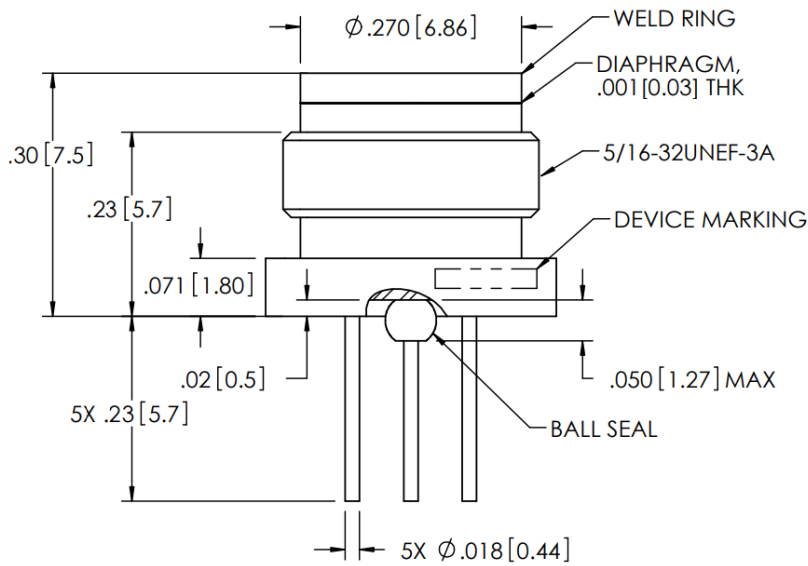
PARAMETERS	MIN	TYP	MAX	UNITS	NOTES
Sensitivity	15	22	28	mV/V@FS	1
Zero Pressure Output	-4.0	0	+4.0	mV/V	1
Pressure Non Linearity	-0.25		0.25	%Span	2
Pressure Hysteresis	-0.1		0.1	%Span	
Input/Output Resistance	3900	4500	5100	Ω	1,3
Temperature Coefficient – Resistance	1300	1510	1750	ppm/°C	4
Temperature Coefficient – Sensitivity	-1450	-1250	-1000	ppm/°C	4
Temperature Coefficient – Offset		2		μV/V/°C	4
Thermal Hysteresis – Span	-0.25		+0.25	%Span	4
Thermal Hysteresis – Zero	-0.25		+0.25	%Span	4
Long Term Stability – Span		±0.1		%Span/Year	
Long Term Stability – Zero		±0.1		%Span/Year	
Supply Current		1.5		mA	
Supply Voltage		5.0	9.5	V	
Output Load Resistance	5			MΩ	
Insulation Resistance (50Vdc)	50			MΩ	5
Pressure Overload			3X	Rated	6
Pressure Burst			4X	Rated	7
Operating Temperature	-40		+125	°C	
Storage Temperature	-50		+125	°C	
Torque	154		180	In-lb	8
Weight			9	grams	
Media – Pressure Port	Liquids and Gases compatible with 316/316L Stainless Steel				

Notes

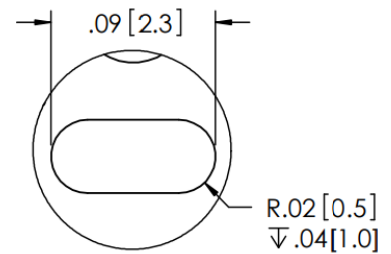
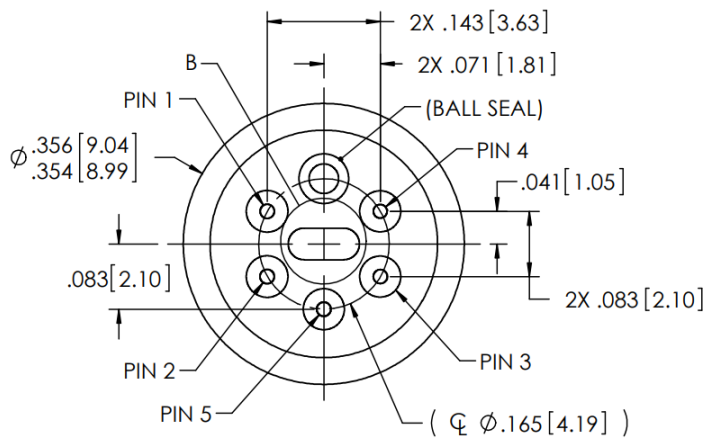
1. Measured at ambient temperature.
2. Best fit straight line.
3. Measured with both -E pins shorted together.
4. Over temperature range -20°C to +85°C, with respect to +25°C.
5. Between case and sensing element.
6. 3X or 20,000psi, whichever is less. The maximum pressure that can be applied without changing the transducers performance or accuracy.
7. 4X or 30,000psi, whichever is less. The maximum pressure that can be applied to a transducer without rupture of either the sensing element or transducer.
8. For devices without fittings; typical receptacle 316 ST STL, tensile strength 75,000psi min.
9. Direct mechanical contact with diaphragm is prohibited. Diaphragm surface must remain free of defects (scratches, punctures, fingerprints, etc) for device to operate properly. Caution is advised when handling parts with exposed diaphragms. Use protective cap whenever devices are not in use.
10. Testing: All 03k, 05k and 10kpsi parts are tested at 2500psi and calculated to full scale pressure respectively.
11. Marking: Parts are marked with company name, model number, pressure range, lot number, serial number, and date code.
12. Shipping: The stainless steel diaphragm is protected by a static dissipative cap. Each unit is packaged individually in a plastic container with anti-static foam.

DIMENSIONS

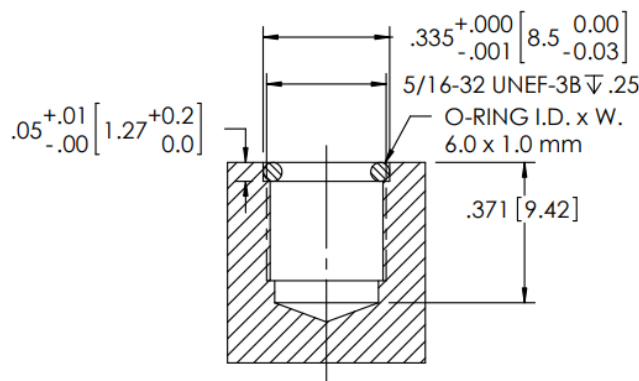
Dimensions are in inches [mm]



PIN NO	FUNCTION
1	-O
2	-E1
3	+O
4	+E
5	-E2



SCALE 8 : 1



O-RING SEAL MOUNTING RECOMMENDATIONS

PROCESS FITTING OPTIONS

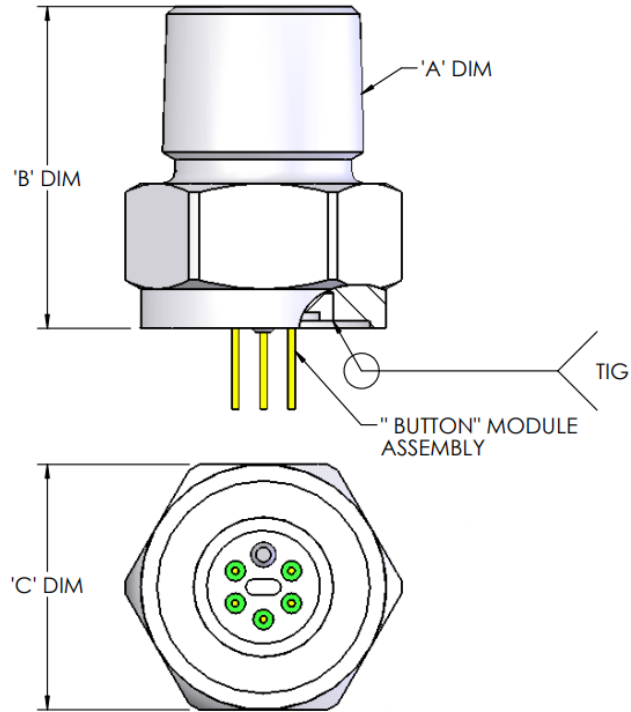
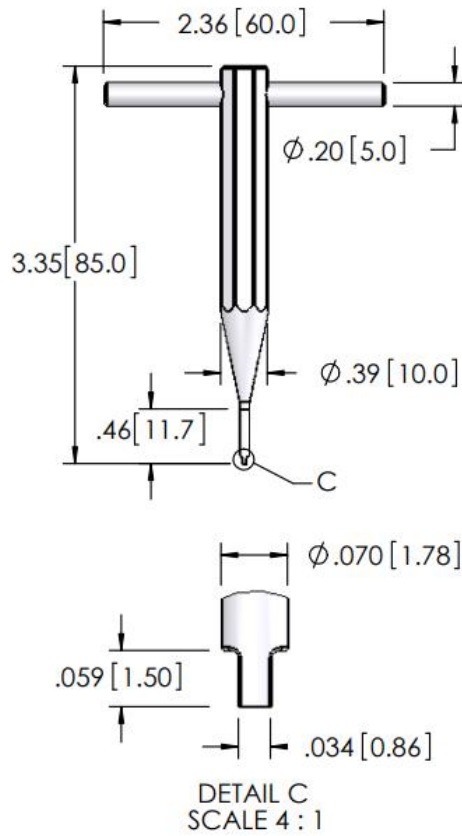


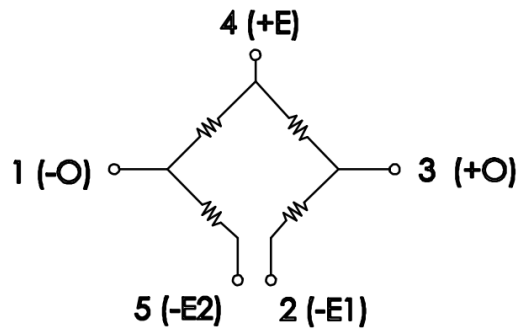
Table 1: Fitting Dimensions Table				
Fitting Type	MEAS P/N	'A' DIM	'B' DIM	'C' DIM
1	IC-D00364	1/4-18 NPT	.93[23.6]	7/8 [22.2] HEX
2	IC-D00365	1/8-27 NPT	.91[23.1]	7/8 [22.2] HEX
3	IC-D00366	7/16-20 UNF	.77[19.6]	7/8 [22.2] HEX
4	IC-D00348	1/4-18 NPT	.82[20.8]	5/8 [15.9] HEX
5	IC-D00367	1/4-19 BSP	.82[20.8]	3/4 [19.0] HEX
8	IC-D00349	1/8-27 NPT	.71[18.0]	5/8 [15.9] HEX
9	IC-D00368	1/4-19 BSP	.89[22.6]	7/8 [22.2] HEX
Note: Fitting Type "4" Assembly shown All Dimensions are Reference Only				

ACCESSORIES

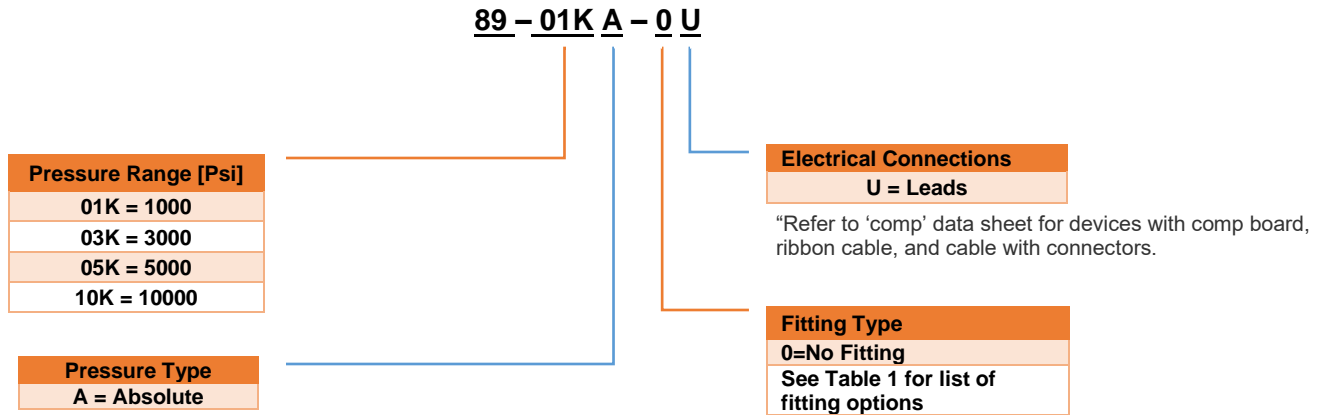


For product without fitting, TE's recommended dimension of wrench tool.

CONNECTIONS



ORDERING INFORMATION



CLICK HERE >
CONNECT WITH A SPECIALIST

NORTH AMERICA

Measurement Specialties, Inc.,
a TE Connectivity Company
Tel: 800-522-6752
Email: customercare.frm@te.com

EUROPE

Measurement Specialties (Europe), Ltd.,
a TE Connectivity Company
Tel: 800-440-5100
Email: customercare.lcsb@te.com

ASIA

Measurement Specialties (China), Ltd.,
a TE Connectivity Company
Tel: 0400-820-6015
Email: customercare.shzn@te.com

te.com/sensors

TE Connectivity, TE, TE Connectivity (logo) and Every Connection Counts are trademarks. All other logos, products and/or company names referred to herein might be trademarks of their respective owners

The information given herein, including drawings, illustrations and schematics which are intended for illustration purposes only, is believed to be reliable. However, TE Connectivity makes no warranties as to its accuracy or completeness and disclaims any liability in connection with its use. TE Connectivity's obligations shall only be as set forth in TE Connectivity's Standard Terms and Conditions of Sale for this product and in no case will TE Connectivity be liable for any incidental, indirect or consequential damages arising out of the sale, resale, use or misuse of the product. Users of TE Connectivity products should make their own evaluation to determine the suitability of each such product for the specific application.

© 2021 TE Connectivity Corporation. All Rights Reserved.

Version A7 02/2021

