

827229-3 ✓ ACTIVE

Timer Connector System

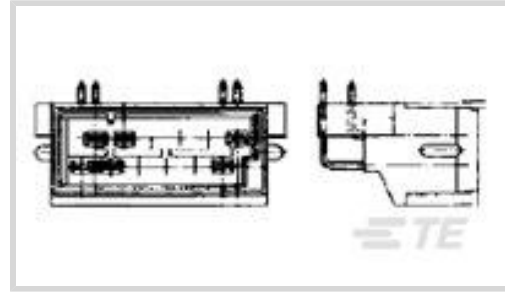
TE Internal #: 827229-3

PCB Mount Header, Horizontal, Wire-to-Board, 12 Position, 5 mm [.197 in] Centerline, Fully Shrouded, Gold, Timer Connector System

[View on TE.com >](#)



Connectors > PCB Connectors > PCB Headers & Receptacles > Low & Medium Power Header



Connector System: **Wire-to-Board**

Number of Positions: **12**

Centerline (Pitch): **5 mm [.197 in]**

Sealable: **No**

PCB Mount Orientation: **Horizontal**

[All Low & Medium Power Header \(143\)](#)

Features

Product Type Features

Mixed & Hybrid Header	No
Connector Shape	Rectangular
PCB Connector Assembly Type	PCB Mount Header
Header Type	Fully Shrouded
Connector System	Wire-to-Board
Sealable	No
Connector & Contact Terminates To	Printed Circuit Board

Configuration Features

Number of Signal Positions	12
Number of Positions	12
PCB Mount Orientation	Horizontal
Number of Rows	2

Body Features

Primary Product Color	Black
-----------------------	-------

Contact Features

Contact Size	3mm
Contact Type	Tab



Mating Tab Width	3 mm[.118 in]
Mating Tab Thickness	.8 mm[.031 in]
Contact Mating Area Plating Material	Gold

Termination Features

Termination Method to Printed Circuit Board	Through Hole - Solder
---	-----------------------

Mechanical Attachment

Mounting Holes	With
Mating Alignment	With
PCB Mount Alignment	Without
Panel Mount Feature	Without
PCB Mount Retention	With
PCB Mount Retention Type	Solder Tail

Housing Features

Centerline (Pitch)	5 mm[.197 in]
--------------------	---------------

Dimensions

Connector Length	43.8 mm[1.724 in]
Connector Width	28 mm[1.102 in]
Profile Height from PCB	17.7 mm[.697 in]

Operation/Application

Shielded	No
Circuit Application	Signal

Packaging Features

Packaging Type	Tray
----------------	------

Product Compliance

[For compliance documentation, visit the product page on TE.com>](#)

EU RoHS Directive 2011/65/EU	Compliant
EU ELV Directive 2000/53/EC	Compliant
China RoHS 2 Directive MIIT Order No 32, 2016	No Restricted Materials Above Threshold
EU REACH Regulation (EC) No. 1907/2006	Current ECHA Candidate List: JUNE 2023 (235) Candidate List Declared Against: JUN 2016 (169)



SVHC > Threshold:
Not Yet Reviewed

Halogen Content	Low Halogen - Br, Cl, F, I < 900 ppm per homogenous material. Also BFR/CFR/PVC Free
Solder Process Capability	Not applicable for solder process capability

Product Compliance Disclaimer

This information is provided based on reasonable inquiry of our suppliers and represents our current actual knowledge based on the information they provided. This information is subject to change. The part numbers that TE has identified as EU RoHS compliant have a maximum concentration of 0.1% by weight in homogenous materials for lead, hexavalent chromium, mercury, PBB, PBDE, DBP, BBP, DEHP, DIBP, and 0.01% for cadmium, or qualify for an exemption to these limits as defined in the Annexes of Directive 2011/65/EU (RoHS2). Finished electrical and electronic equipment products will be CE marked as required by Directive 2011/65/EU. Components may not be CE marked. Additionally, the part numbers that TE has identified as EU ELV compliant have a maximum concentration of 0.1% by weight in homogenous materials for lead, hexavalent chromium, and mercury, and 0.01% for cadmium, or qualify for an exemption to these limits as defined in the Annexes of Directive 2000/53/EC (ELV). Regarding the REACH Regulations, TE's information on SVHC in articles for this part number is still based on the European Chemical Agency (ECHA) 'Guidance on requirements for substances in articles' (Version: 2, April 2011), applying the 0.1% weight on weight concentration threshold at the finished product level. TE is aware of the European Court of Justice ruling of September 10th, 2015 also known as O5A (Once An Article Always An Article) stating that, in case of 'complex object', the threshold for a SVHC must be applied to both the product as a whole and simultaneously to each of the articles forming part of its composition. TE has evaluated this ruling based on the new ECHA "Guidance on requirements for substances in articles" (June 2017, version 4.0) and will be updating its statements accordingly.

Compatible Parts



TE Part # CAT-T4827-CH8172
Timer Connector Housing


Also in the Series | Timer Connector System




Automotive Connector Caps & Covers (10)




Automotive Connector Locks & Position Assurance (15)



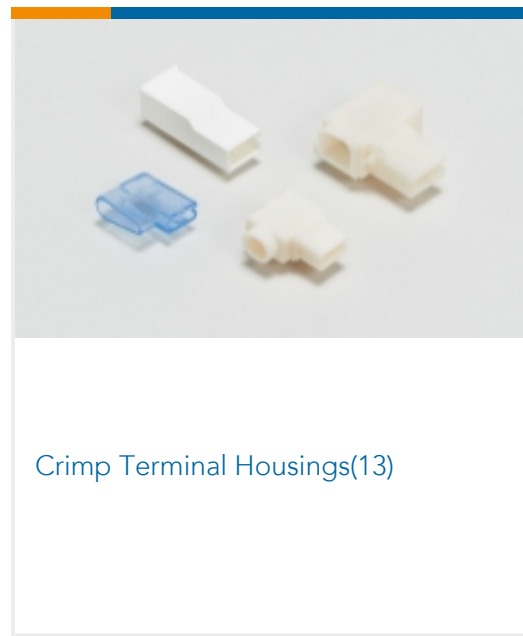
Automotive Housings (210)



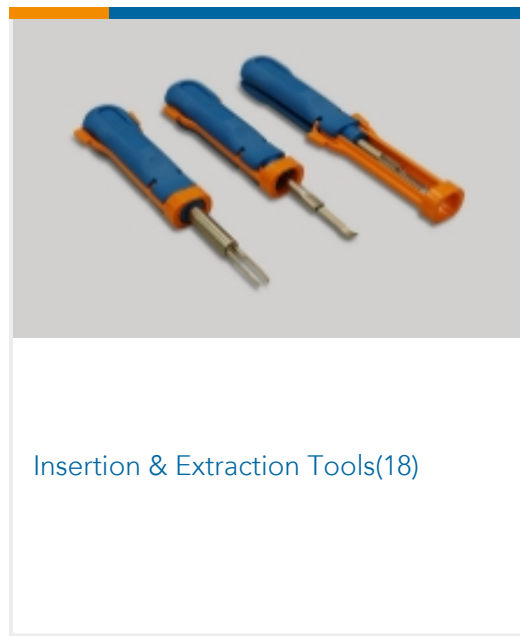
Automotive Terminals (137)




Connector Seals & Cavity Plugs(31)



Crimp Terminal Housings(13)



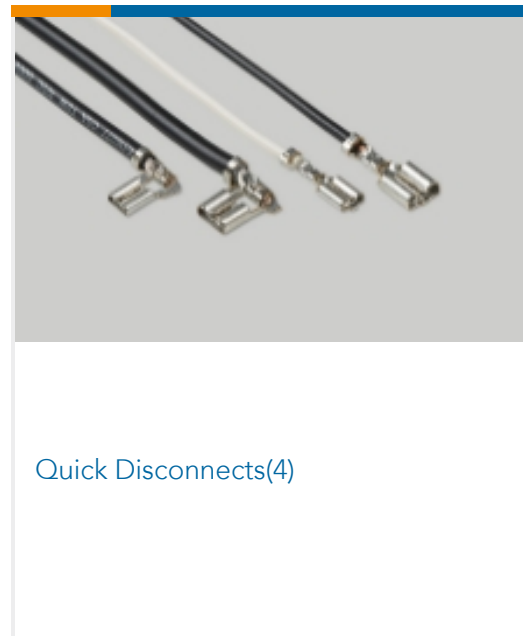
Insertion & Extraction Tools(18)



Other Automotive Connector Accessories(1)



PCB Headers & Receptacles(77)



Quick Disconnects(4)

Customers Also Bought



TE Part #5-338169-2
15P HDP20 PLUG ASSY



TE Part #1-928776-3
MOD2 STIFT M A-PIN



TE Part #104809-4
05 MTE HDR SRST LATCH W/HLDWN



TE Part #104809-6
07 MTE HDR SRST LATCH W/HLDWN



TE Part #1725761-1
KIT,SEATING TOOL, 1X4



TE Part #826938-4
4P AMPMODU II STIFT LEI

Documents

[Product Drawings](#)
[12P MESSERLEISTE](#)

English

[CAD Files](#)

[3D PDF](#)

English

[Customer View Model](#)

[ENG_CVM_827229-3_C1.2d_dxf.zip](#)



English

Customer View Model

[ENG_CVM_827229-3_C1.3d_igs.zip](#)

English

Customer View Model

[ENG_CVM_827229-3_C1.3d_stp.zip](#)

English

[3D PDF](#)

3D

Customer View Model

[ENG_CVM_CVM_827229-3_C.2d_dxf.zip](#)

English

Customer View Model

[ENG_CVM_CVM_827229-3_C.3d_igs.zip](#)

English

Customer View Model

[ENG_CVM_CVM_827229-3_C.3d_stp.zip](#)

English

By downloading the CAD file I accept and agree to the [Terms and Conditions](#) of use.