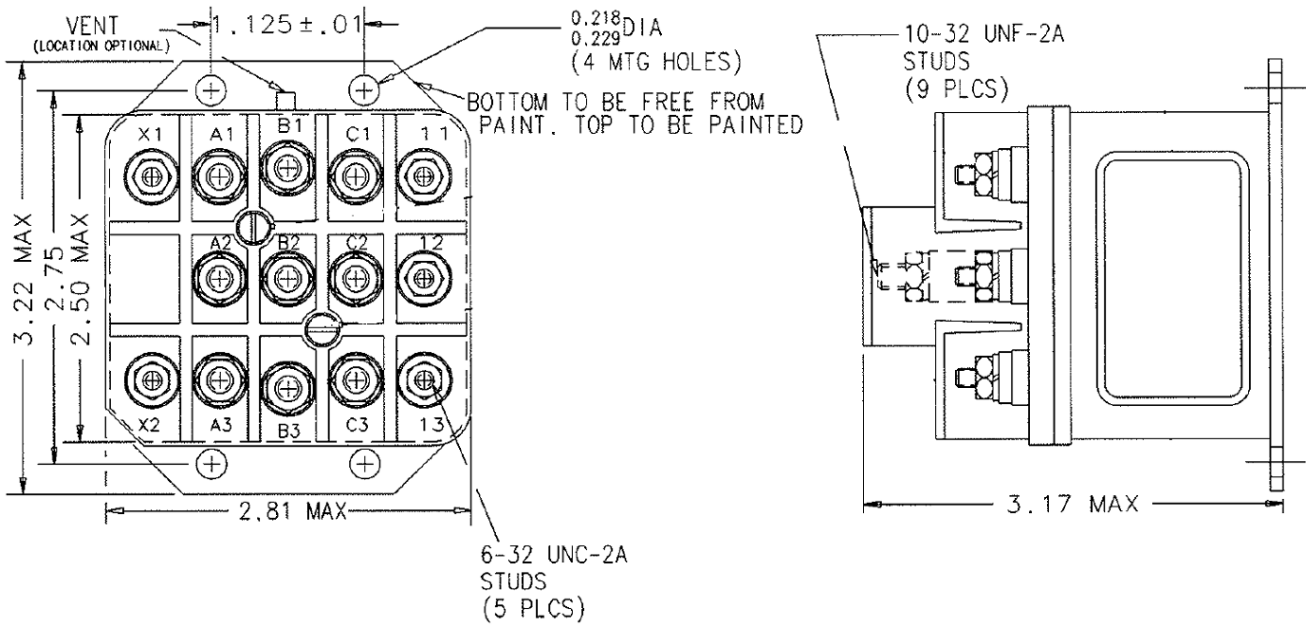


REVISIONS

REV.	ECO	DESCRIPTION	DATE	APPROVED
L	0094-05	CHANGE ITEM 9 FROM-.001 TO -.030	11DEC2003	CB

SA106E
 CONTACTOR, 3PDT SIDESTABLE
 30 AMP, 115 VAC, 400/60 HZ



ALL DIMENSIONS ARE IN INCHES



TE CONNECTIVITY
 175 N, DIAMOND STREET MANSFIELD,
 OHIO 44902

TITLE

CONTACTOR, 3PDT SIDESTABLE
 30 AMP, 115 VAC, 400/60 HZ

TE P.N.

1616042-1

DWG NO.

SA106E

DS DATA SHEET

CAGE CODE
74063

SCALE
NONE

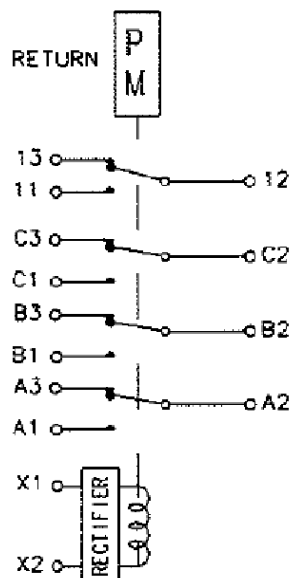
SHEET
1 OF 2

REV
L

GENERAL SPECIFICATION

CONSTRUCTION	GASKET SEALED
MAIN CONTACTS	
CONFIGURATION	3PDT SIDESTABLE
VOLTAGE (NOMINAL)	115/200 VAC 400 Hz 115 VAC 60 Hz
CURRENT RESISTIVE	30 AMPS
INDUCTIVE	30 AMPS
MOTOR	30 AMPS
RUPTURE	150 AMPS
OVERLOAD	125 AMPS
AUX CONTACTS	
CONFIGURATION	SPDT
VOLTAGE (NOMINAL)	28 VDC, OR 115 VAC 400/60 Hz
CURRENT RESISTIVE	5 AMPS
COIL DATA	
DUTY CYCLE	CONTINUOUS
NOMINAL COIL VOLTAGE	115 VAC 400/60 Hz
PICKUP VOLTAGE (MAX)	90 VAC 400/60 Hz
COIL CURRENT (MAX)	0.090 AMPS 25°C ±15 VAC
ENVIRONMENTAL	
OPERATING TEMPERATURE	-55°C TO +71°C
ALTITUDE (MAX)	50,000 FEET
VIBRATION (SINE)	PER MIL-E-5272 PROC XII CURVE A
SHOCK (MAX)	12 G'S FOR 11 ± 1 MILLISECONDS
LIFE ELECTRICAL (MAX)	50,000 CYCLES
LIFE MECHANICAL (MAX)	100,000 CYCLES
WEIGHT (MAX)	1 LB 2 OZ

SCHEMATIC



TE CONNECTIVITY
175 N. DIAMOND STREET MANSFIELD,
OHIO 44902

TITLE

CONTACTOR, 3PDT SIDESTABLE
30 AMP, 115 VAC, 400/60 HZ

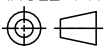
TE P.N.

1616042-1

DWG NO.

SA106E

THIRD ANGLE PROJECTION



THIS DRAWING PREPARED
IN ACCORDANCE WITH
ANSI/ASMEY14.5M-1982

CAGE CODE

74063

SCALE

NONE

SHEET

2 OF 2

REV

L