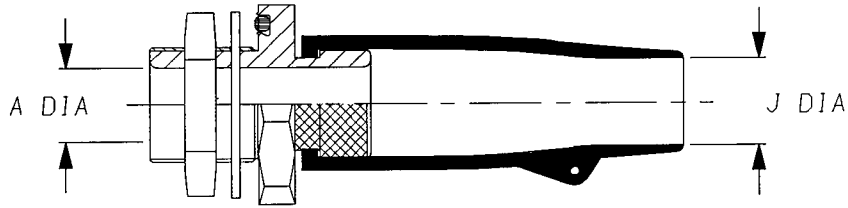
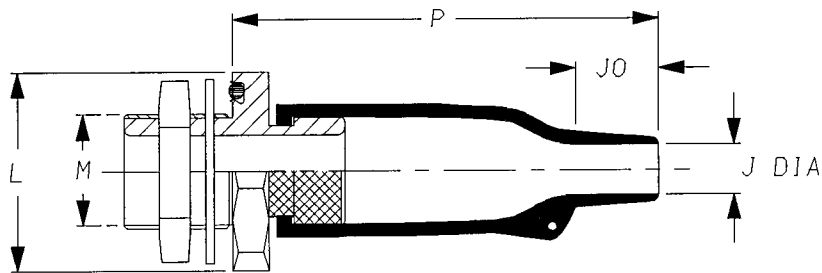


TCFS-**-***-0**-25AE
See over for Part Numbering System

a) Part as supplied.



b) Part after unrestricted recovery.



KITS TO INCLUDE CLEANING TISSUE, 1 PIECE 100 GRIT EMERY CLOTH AND S1125 ADHESIVE KIT 5.
KIT TO BE USED IN CONJUNCTION WITH TCFS INSTALLATION PROCEDURE.

Dimensions (in millimetres)

PART No.	A		J		M THREAD	A/F Nut	L NOM	P ±10% b	JO Ref b
	min	min a	max	max b					
TCFS-12	7.4	11	5.7		M12 x 1.5	17	24	43	9
TCFS-16	10.1	15	6.0		M16 x 1.5	22	29	60	12
TCFS-20	14.1	19	7.2		M20 x 1.5	27	34	72	17
TCFS-24	19.1	25	8.5		M24 x 1.5	30	38	85	20
TCFS-30	24.1	31	10.0		M30 x 1.5	36	47	104	21
TCFS-36	30.1	37	15.8		M36 x 1.5	41	52	135	39
TCFS-48	40.1	47	16.9		M48 x 1.5	55	67	175	52

Copyright (!)

The copyright in this drawing is the property of Tyco Ltd. The drawing is issued on condition that it is not copied, reproduced or disclosed to a third party, either in whole or in part without the prior written consent of Tyco Ltd.

Drawn A.LILLEY. Checked *[Signature]* Issue 3 Date April 2000

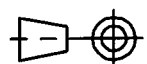
Conforms to ISO Recommendations
3rd Angle Projection
Not to Scale

Approval
Design

[Signature]

MKTG. *[Signature]*

Q.A. *[Signature]*



Iss.	Date	E.C.R. No.	Details of Change
2	July 1996	H0295	P dim was 12 on s/s12
3	April 2000	CR00-HM-0005	ALL P dims changed

Material

(-25) Diesel Resistant Elastomer

Part Numbering System.

TCFS-**-**-0**-25AE

