


ONE STEP BAND STRAP - STRAIGHT



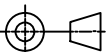


TWO STEP BAND STRAP - STRAIGHT

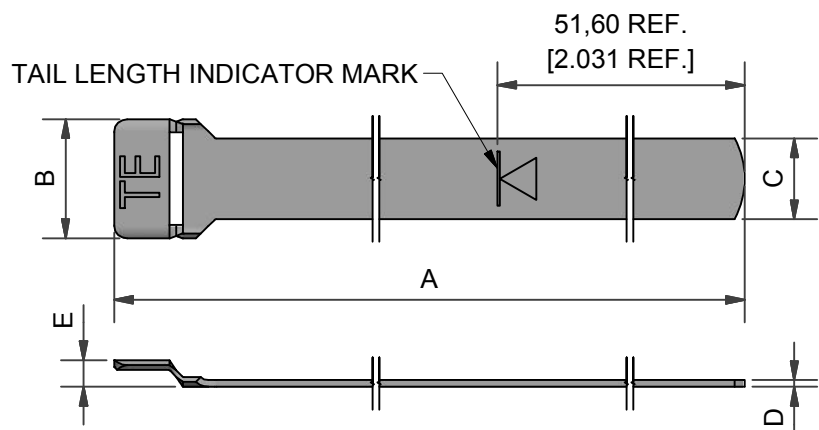
VG95319-1015-A001

SCREEN TERMINATION BAND
STRAIGHT BAND
BAND STYLE
00 - ONE STEP BAND
10 - TWO STEP BAND
BAND SIZE IDENTIFIER

NOTES:

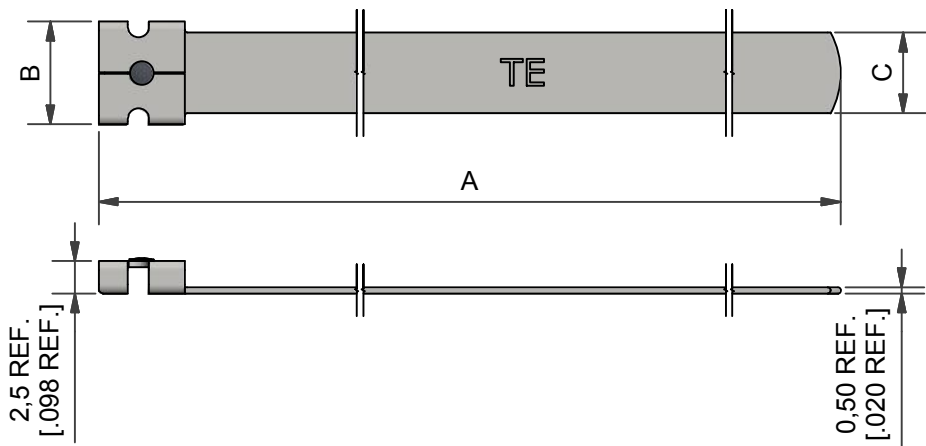
- 1. THE BAND STRAPS ARE CONSTRUCTED FROM 300 SERIES PASSIVATED CORROSION RESISTING STEEL.
- 2. THE PRODUCT SHALL BE IDENTIFIED ON THE PACKAGE LABEL.
- 3. PART MARKING:
ONE STEP BAND STRAP WILL BE PERMANENTLY MARKED WITH TE LOGO.
TWO STEP BAND STRAP WILL BE PERMANENTLY MARKED WITH TE LOGO.
- 4. RECOMMENDED INSTALLATION TOOLS:
VG95319-1015-A003: M81306/1-02 OR EQUIVALENT.
VG95319-1015-A004: M81306/1-02 OR EQUIVALENT.
VG95319-1015-A001 : M81306/1-01 OR EQUIVALENT.
VG95319-1015-A101 : TF1700 OR EQUIVALENT.
VG95319-1015-A103: M81306/2-02 OR EQUIVALENT.
- 5. THE INSTALLATION TOOL FOR ONE STEP BAND AND TWO STEP BAND ARE NOT INTERCHANGEABLE.

DRAWN		DATE			PART NUMBER:				 Polamco 
N.HAWKINS		09/08/2018			VG95319-1015-**** SERIES				
APPROVED BY									
M.PAUL		09/08/2018		TITLE: SCREEN TERMINATION BAND					
CHECKED BY									
R.STYLES		10/10/2018		UNLESS OTHERWISE SPECIFIED ALL DIMENSIONS IN MILLIMETRES GENERAL TOL LINEAR +/-0,25MM ANGULAR +/- 1°					
DOC TYPE		Customer Drawing							
ISSUE/REV		DCR							
AB		---		MATERIAL		ASSY USED ON:		RESTRICTED TO:	
				SEE PART NUMBER BREAKDOWN					
				FINISH		THIS DRAWING IS COPYRIGHT AND THE PROPERTY OF POLAMCO LTD IT MUST NOT BE COPIED, USED FOR MANUFACTURE OR OTHERWISE DISCLOSED WITHOUT PRIOR WRITTEN CONSENT OF THE COMPANY.		POLAMCO LTD, WESTON LOCK, LOWER BRISTOL ROAD BATH BA2 1EP	
NCAGE CODE U5792		WEIGHT N/A		SEE PART NUMBER BREAKDOWN				SHT 1	
								DRAWING NO: P45298	



ONE STEP BAND STRAP - STRAIGHT

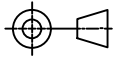
PART NUMBER	ENTRY SIZE	A ±1,8 [±.071]	B ±1,0 [±.040]	C ±0,2 [±.010]	D REF.	E REF.
A001	03 TO 24	362,1 [14.260]	8,9 [.350]	6,2 [.244]	0,5 [.020]	1,9 [.075]
A003	03 TO 12	206,3 [8.120]	5,0 [.197]	2,9 [.114]	0,4 [.016]	1,8 [.071]
A004	03 TO 24	362,0 [14.252]	5,0 [.197]	2,9 [.114]	0,4 [.016]	1,8 [.071]



TWO STEP BAND STRAP - STRAIGHT

PART NUMBER	ENTRY SIZE	A ±1,8 [±.071]	B ±1,0 [±.040]	C ±0,2 [±.010]
A101	03 TO 24	358,8 [14.126]	8,3 [.327]	6,2 [.244]
A102	03 TO 24	241,00 [9.49]	5,0 [.197]	3,0 [.118]
A103	03 TO 24	362,0 [14.252]	5,0 [.197]	3,0 [.118]

DRAWN		DATE	
N.HAWKINS		09/08/2018	
APPROVED BY			
M.PAUL		09/08/2018	
CHECKED BY			
R.STYLES		10/10/2018	
DOC TYPE	Customer Drawing		
ISSUE/REV		DCR	
AB		---	
NCAGE CODE U5792		WEIGHT N/A	

 3RD ANGLE PROJECTION NOT TO SCALE	UNLESS OTHERWISE SPECIFIED ALL DIMENSIONS IN MILLIMETRES GENERAL TOL LINEAR +/-0,25MM ANGULAR +/- 1°		
	MATERIAL SEE PART NUMBER BREAKDOWN		
	FINISH SEE PART NUMBER BREAKDOWN		

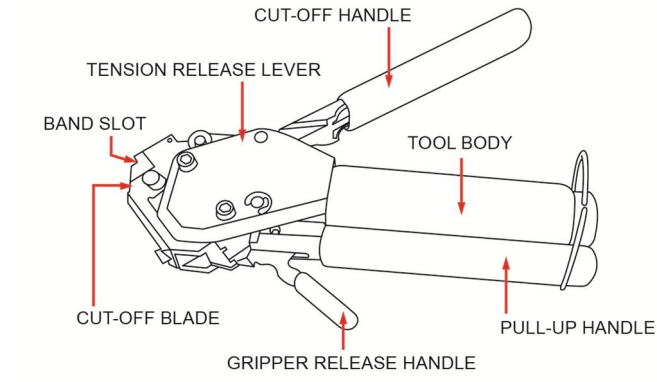
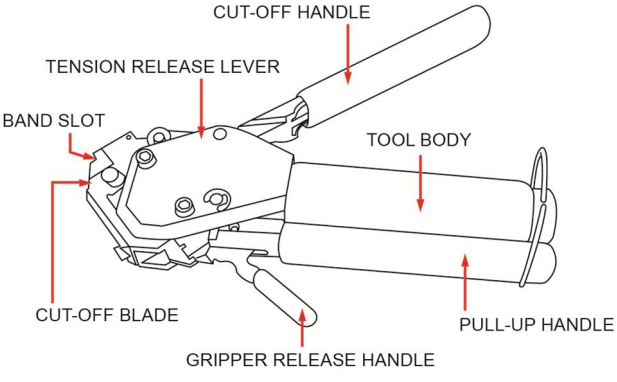
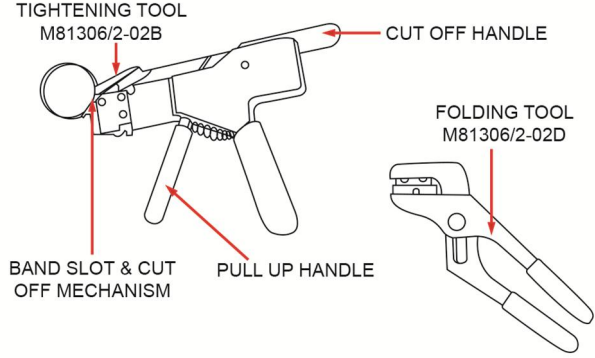
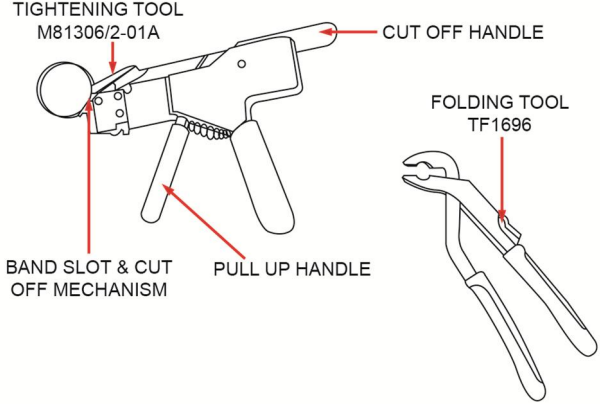
PART NUMBER: VG95319-1015-**** SERIES			
TITLE: SCREEN TERMINATION BAND			
ASSY USED ON:		RESTRICTED TO:	
THIS DRAWING IS COPYRIGHT AND THE PROPERTY OF POLAMCO LTD IT MUST NOT BE COPIED, USED FOR MANUFACTURE OR OTHERWISE DISCLOSED WITHOUT PRIOR WRITTEN CONSENT OF THE COMPANY.		POLAMCO LTD, WESTON LOCK, LOWER BRISTOL ROAD BATH BA2 1EP	SHT 2


Polamco


TE
connectivity

DRAWING NO:
P45298

RECOMMENDED TOOLING

PART NUMBER	DESCRIPTION	BAND SLOT WIDTH (MM)	VISUALISATION
MIL SPEC: - M81306/1-02 VG SPEC: - VG95236T18A0002	PRE-CALIBRATED HAND TOOL FOR ONE STEP MICRO BAND VG95319-1015-A003 VG95319-1015-A004	3,18	
MIL SPEC: - M81306/1-01 VG SPEC: - VG95236T18A0001	PRE-CALIBRATED HAND TOOL FOR ONE STEP STANDARD BANDS VG95319-1015-A001	6,35	
MIL SPEC: - M81306/2-02 INCLUDES: - TIGHTENING TOOL - M81306/2-02B - FOLDING TOOL - M81306/2-02D VG SPEC: - -TIGHTENING TOOL - VG95236T18B0002 -FOLDING TOOL - VG95236T18BB002	PRE-CALIBRATED HAND TOOL FOR TWO STEP MICRO BAND VG95319-1015-A102 VG95319-1015-A103	3,18	
MIL SPEC: - TF1700 INCLUDES: - TIGHTENING TOOL - M81306/2-01A - FOLDING TOOL - TF1696 (SLIP JOINT PLIERS) VG SPEC: - -TIGHTENING TOOL - VG95236T18B0001 - FOLDING TOOL - TF1696 (SLIP JOINT PLIERS)	PRE-CALIBRATED HAND TOOL FOR TWO STEP STANDARD BAND VG95319-1015-A101	6,65	

DRAWN
N.HAWKINS

DATE
09/08/2018

APPROVED BY
M.PAUL

09/08/2018

CHECKED BY
R.STYLES

10/10/2018

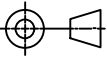
DOC TYPE
Customer Drawing

ISSUE/REV
AB

DCR

NCAGE CODE U5792

WEIGHT
N/A



3RD ANGLE
PROJECTION
NOT TO
SCALE

UNLESS OTHERWISE SPECIFIED
ALL DIMENSIONS IN MILLIMETRES
GENERAL TOL
LINEAR +/-0,25MM
ANGULAR +/- 1°

MATERIAL
SEE PART NUMBER
BREAKDOWN

FINISH
SEE PART NUMBER
BREAKDOWN

PART NUMBER:
VG95319-1015-**** SERIES

TITLE:
SCREEN TERMINATION BAND

ASSY USED ON:


RESTRICTED TO:

THIS DRAWING IS COPYRIGHT AND THE PROPERTY OF POLAMCO LTD
IT MUST NOT BE COPIED, USED FOR MANUFACTURE OR OTHERWISE
DISCLOSED WITHOUT PRIOR WRITTEN CONSENT OF THE COMPANY.

POLAMCO LTD, WESTON LOCK,
LOWER BRISTOL ROAD
BATH BA2 1EP

SHT
3

DRAWING NO:
P45298



Polamco

