THIS DRAWING IS UNPUBLISHED. RELEASED FOR PUBLICATION -,- .
© COPYRIGHT - By - ALL RIGHTS RESERVED.

REVISIONS

P	LTR	DESCRIPTION	DATE	DWN	APVD
	B7	REVISED PER ECR-19-015041	05NOV2019	PC	MB

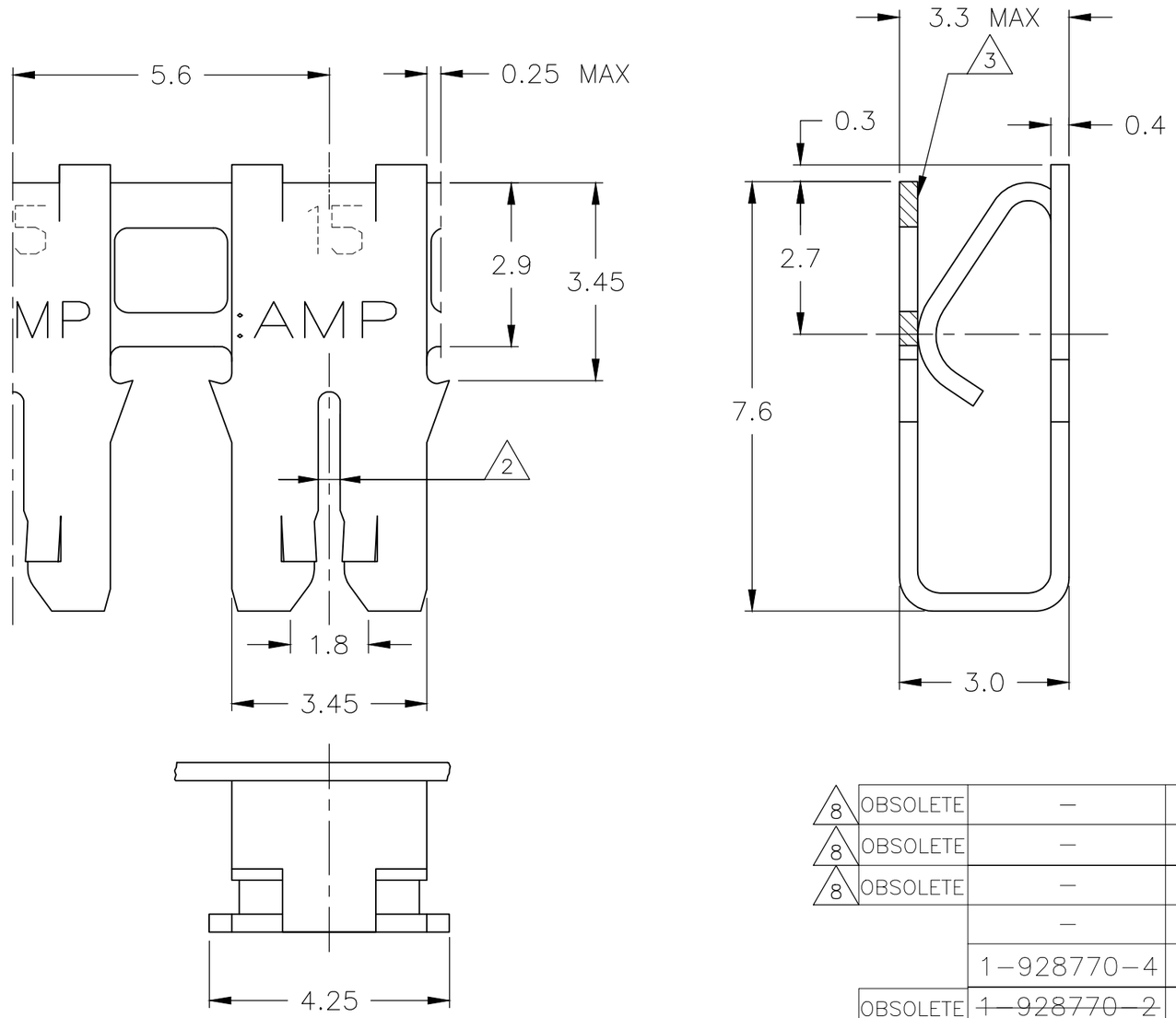

1 Siehe Zchng.Nr.77-9597 für pass.Kammermße
SEE DWG.NO. 77-9597 FOR MATING CAVITY DIMENSIONS.

2 Schlitz geeignet f. Kupferlackdraht 0.67-0.95mm.
SLOT ACCEPTS COPPER MAGNET WIRE AWG 22-20.

3 Kennziffer für Lackdraht-bereich (15).
IDENTIFICATION NO. FOR MAGNET WIRE RANGE (15).

4 Kontakt geeignet für Flachstecker 3.4 x 0.5mm.
TERMINAL ACCEPTS TAB 3.4 X 0.5 MM.

6 Für Produkt PN 928770-4 Aufkleber.
PN 725520 MIT 3 VERSEHEN CODE 15
FOR PROD. PN 928770-4 LABEL
PN 725520 WITH 3 CODE 15.

7 Reelrichtung bei Vorstrichzahl (1-).
REEL DIRECTION WITH PREFIX (1-) ONLY.

8 OBSOLETE PARTS: OBSOLETE CIS STREAMLINING
PER D.RENAUD/D.SINISI.

9 REELED WITH INTERLEAVE PAPER.

8 OBSOLETE	-	-	-	-	~~928 770-9~~	CuSiSn	vorerzinnt
8 OBSOLETE	-	-	-	-	~~928 770-8~~	CuSiSn	blank
8 OBSOLETE	-	-	-	-	~~928 770-6~~	CuNiSi	blank
	-	-	-	-	928 770-5	CuNiSi	nachverzinnt
	1-928770-4	-	-	-	928 770-4	CuNiSi	vorerzinnt
OBSOLETE	~~1-928770-2~~	-	-	-	928 770-2	CuZn	nachverzinnt
8 OBSOLETE	1-928770-1	-	-	-	~~928 770-1~~	CuZn	vorerzinnt
	7	POS.	STÜCK	LOOSE PIECE NR.	BESTELL-NR.	WERKSTOFF	OBERFLÄCHE / FARBE

DIRECTION OFF TOP OF REEL

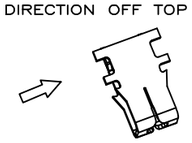

SPEC. 107-3 FIG.272

DIRECTION OFF TOP OF REEL

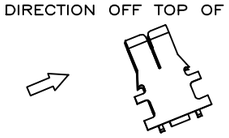

7

SPEC. 107-3 FIG.273

ZEICHNUNG GüLTIG AB 35./9.0...

THIS DRAWING IS A CONTROLLED DOCUMENT.

DIMENSIONS: mm [INCHES]

TOLERANCES UNLESS OTHERWISE SPECIFIED:
0 PLC ± -
1 PLC ± 0.2[.007]
2 PLC ± -
3 PLC ± -
4 PLC ± -
ANGLES ± -

MATERIAL -

FINISH -

DWN Bartosch 09.12.85
CHK Bitsch 07.01.86
APVD -
PRODUCT SPEC -
APPLICATION SPEC -
WEIGHT -

TE Connectivity

NAME MAG-MATE LEAF TERMINAL

SIZE	CAGE CODE	DRAWING NO	RESTRICTED TO
A3	00779	C-928770	-

CUSTOMER DRAWING

SCALE 1:1 SHEET 1 OF 1 REV B7