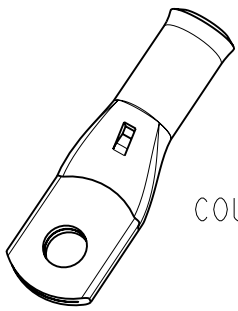
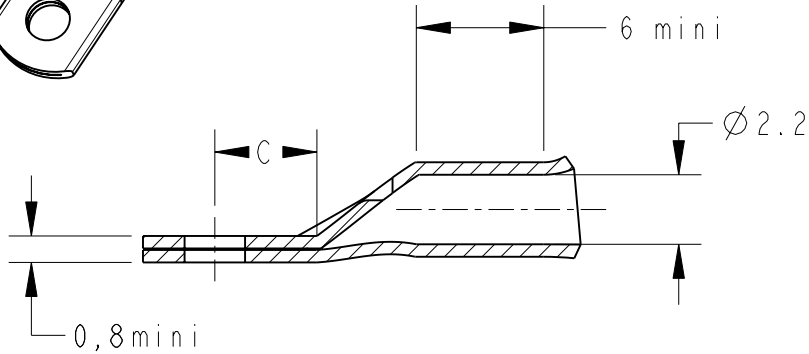


LOC		DIST		REVISIONS				
P	LTR	REV	DESCRIPTION	DATE	DWN	DESS.	APVD	APP.
	E		MISE A JOURS / AJOUT NOTA	07DEC2009	BG		GP	
	F		ECR-II-018538	07SEP2011	LP		NA	
	G		ECR-II-018702	09SEP2011	LP		NA	



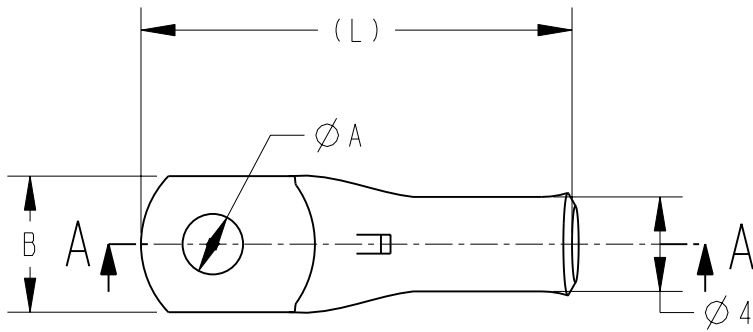
COUPE A-A



Inspection hole



Ces produits répondent à la norme NFC 20-130.
 These products are NFC 20-130 compliant.



(L)	C	B	Ø A	DESCRIPTION	PART NUMBER
17	5	8	4,3	XCT 2,5-4	710974-1
18	5,5	8,5	5,3	XCT 2,5-5	710975-1
19	6	9	6,4	XCT 2,5-6	710976-1

- 1 - MATERIAL = TINNED COPPER
- 2 - Marking in depth: section-hole +
- 3 - CABLE SECTION = 13 AWG or 2,5 mm²
- 4 - CRIMPING TOOLS HNI

20

RELEASED FOR PUBLICATION
 LIBRE A LA DIFFUSION

ALL RIGHTS RESERVED.
 TOUS DROITS RESERVES.

THIS DRAWING IS UNPUBLISHED.
 DIFFUSION RESTREINTE

© COPYRIGHT 20

TOLERANCES UNLESS OTHERWISE SPECIFIED: -
 TOLERANCES NON SPECIFIEES: -

DIMENSIONS: mm		DWN/DESSINE D. LEGUY	15DEC00	MATERIAL MATIERE	CUIVRE	FINISH FINITION	ETAME	
TOLERANCES UNLESS OTHERWISE SPECIFIED: TOLERANCES NON SPECIFIEES (SUIV NB DE DECIMALES): 0 PLC/DEC: ±0 1 PLC/DEC: ±0 2 PLC/DEC: ±0 3 PLC/DEC: ±0 4 PLC/DEC: ±0 ANGLES ±-		CHK/VERIFIE E. DEREY	-	TE Connectivity				
		APVD/APPROUVE N. ALMEIDA	-					
		PRODUCT SPEC SPEC. PRODUIT	-	NAME TITRE	XCT 2,5 - ..			
		APPLICATION SPEC SPEC. APPLICATION	-	SIZE FORMAT	CAGE CODE	DRAWING NO No PLAN	RESTRICTED TO RESERVE A	
		WEIGHT MASSE APPROX.	A4	00779	©=710974	-		
CUSTOMER DRAWING		/PLAN CLIENT		UNIQUEMENT POUR REFERENCE	SCALE ECHELLE - / -	SHEET FEUILLE 1	OF DE 1	REV G