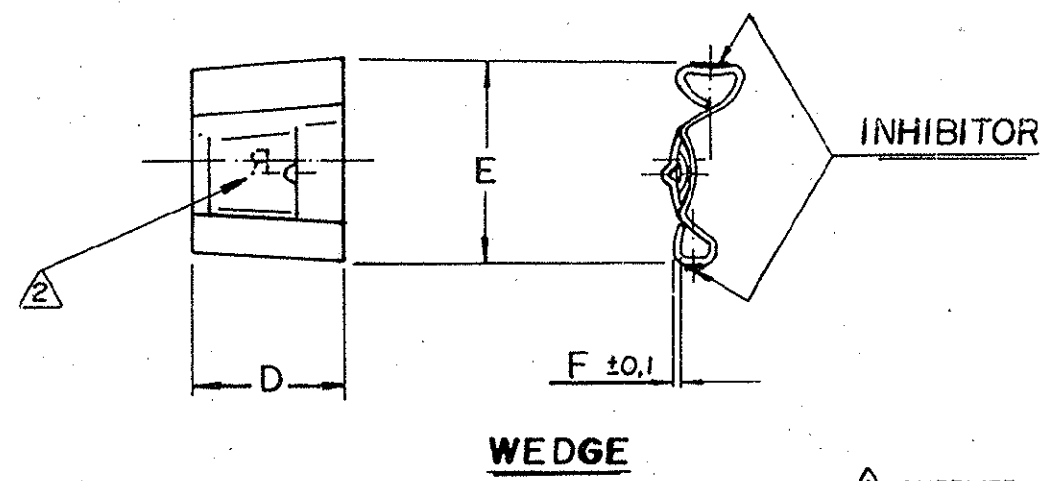
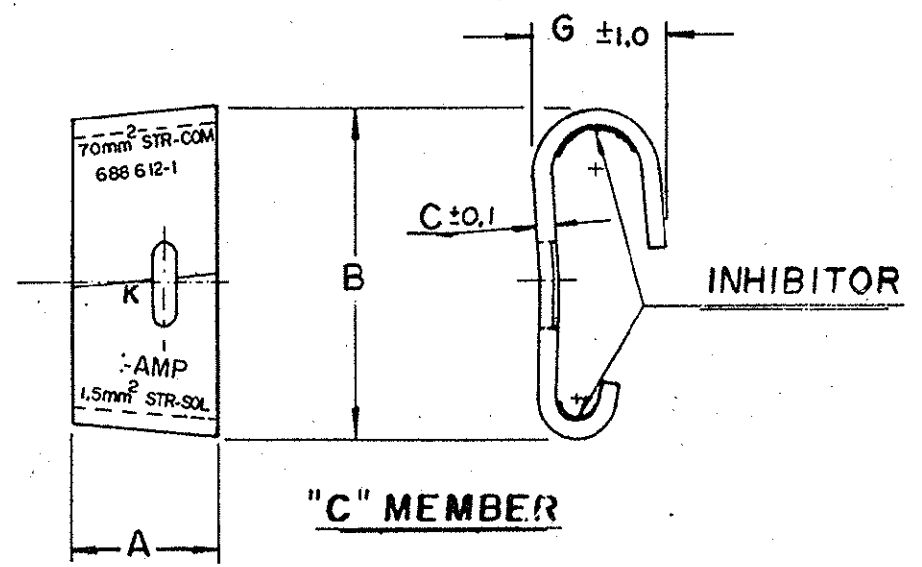
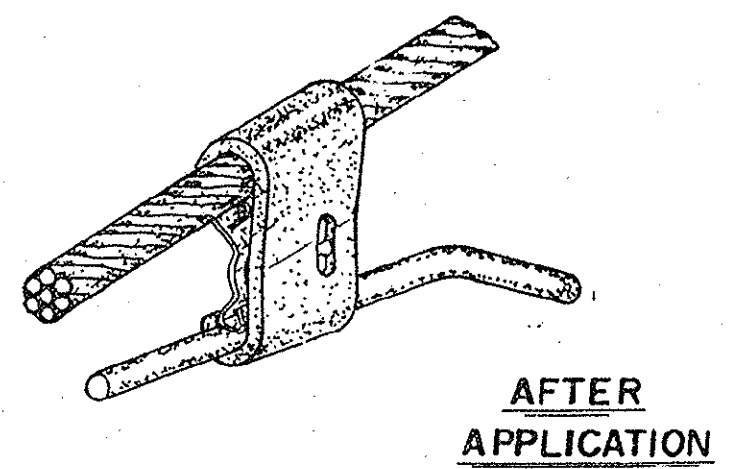
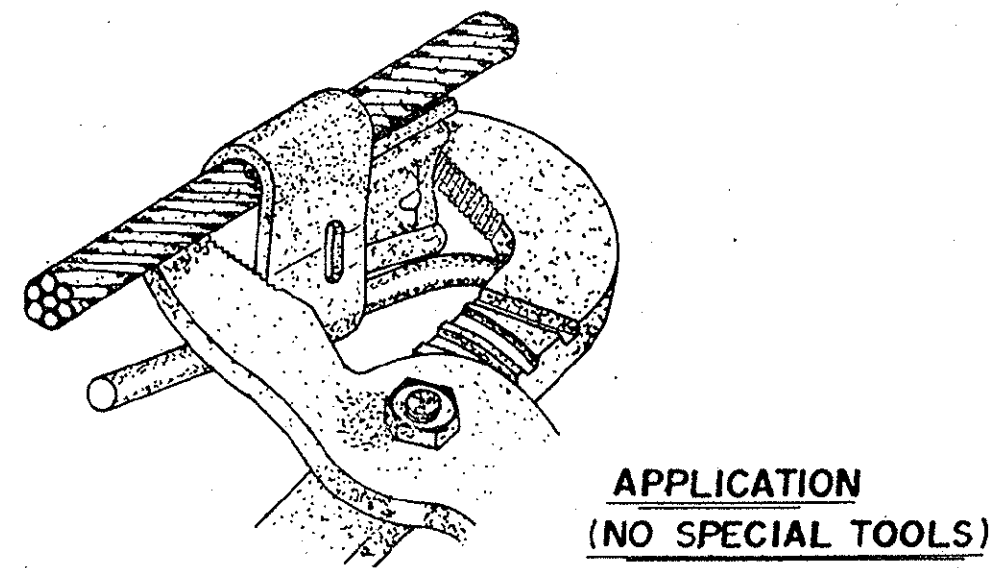
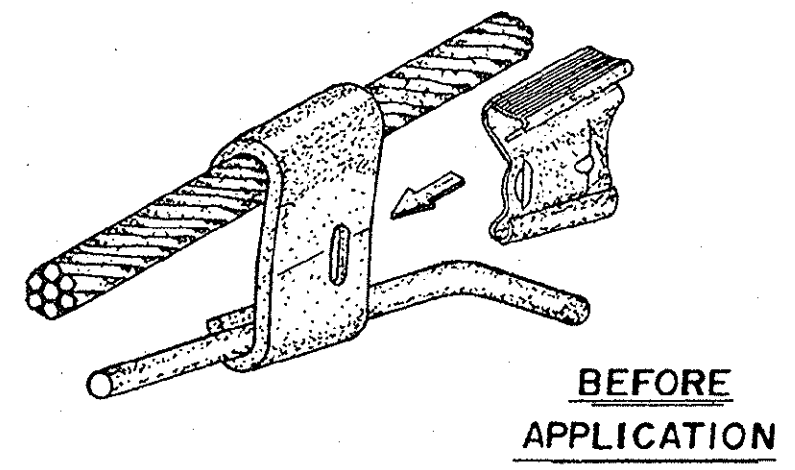


1 OF 1
C 688 612

REQ. PER ASSY	ITEM	DESCRIPTION	MATERIAL	FINISH
---------------	------	-------------	----------	--------



△ - SUPPLIED IN INDIVIDUAL PLASTIC PACKAGING
△ - STAMPED LETTER "R"

10,95 — 13,11	9,34 — 11,10	1,36 — 1,73	TIN PLATED	BRASS	16,5	1,0	28,0	19,0	2,2	4,8	19,0	△	688612-1
SUM	TOP GROOVE	BOTTOM GROOVE	FINISH	MAT'L	G	F	E	D	C	B	A	PACKAGING	PART NUMBER
WIRE DIAMETER LIMITS			THIS DRAWING IS UNPUBLISHED. RELEASED FOR PUBLICATION 19										
CUSTOMER DWG for REFERENCE ONLY			© COPYRIGHT 19 BY AMP DO BRASIL LTDA S.P. ALL INTERNATIONAL RIGHTS RESERVED AMP PRODUCTS MAY BE COVERED BY U.S. AND FOREIGN PATENTS AND/OR PATENTS PENDING.										
			TOLERANCES UNLESS OTHERWISE STATED			INS. DIA. RANGE			WIRE RANGE			SCALE	
			DEC. ± 0,5										
			ANGLES ± 1°										
			DR. E. LOPES Edne 08JUN 95									AMP AMP do BRASIL LTDA. São Paulo, Brasil	
T REVISED BY EC LB-0133/02 - G.O 15JUN 03			CHK. JAVIEIRA 08JUN 95									DESCRIPTION UNIVERSAL DISTRIBUTION CONNECTOR, ASSY TYPE "K"	
S REVISED BY EC LB-0246/01 - G.O 11JUN 01			DE.									DWG NO. C 688 612	
R REVISED BY EC LB-0588/95 - WALTER 14DEC 95			APP. E.SFER Edne 08JUN 95									SHEET 1 OF 1	
P REDRAWN WITH CHANGE BY EC LB-0232/95 Edne 08JUN 95			DATE										
SS REVISION RECORD			ECN			DR/CHK							