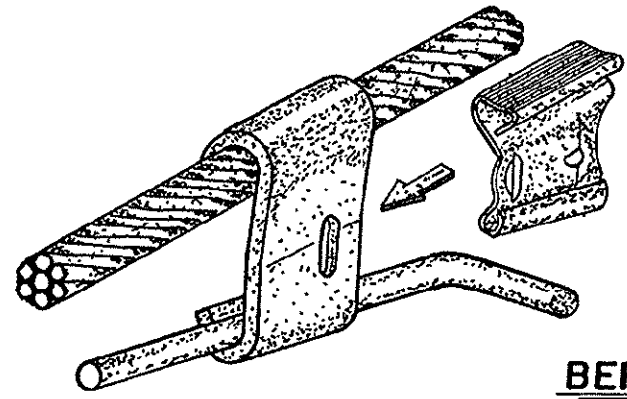
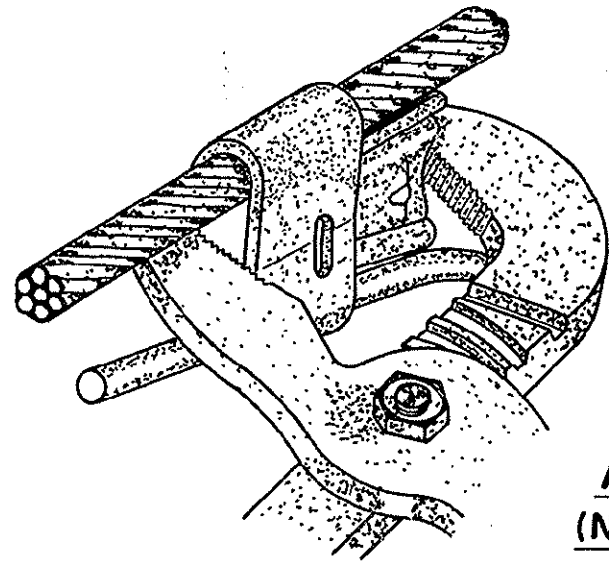


1 of 1
C 688 609

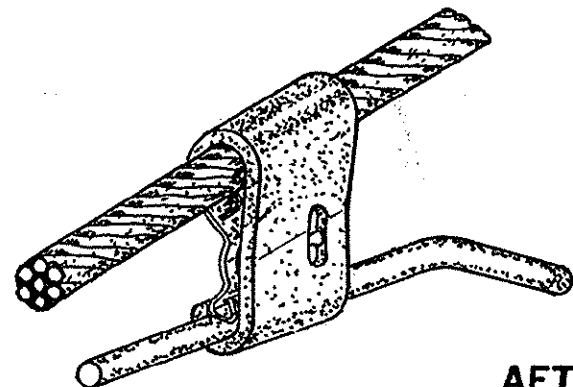
DWG NO.		DO NOT SCALE		METRIC		3rd ANGLE PROJECTION	
		DIMENSIONS IN mm.					
REQ. PER ASSY	ITEM	DESCRIPTION	MATERIAL	FINISH			



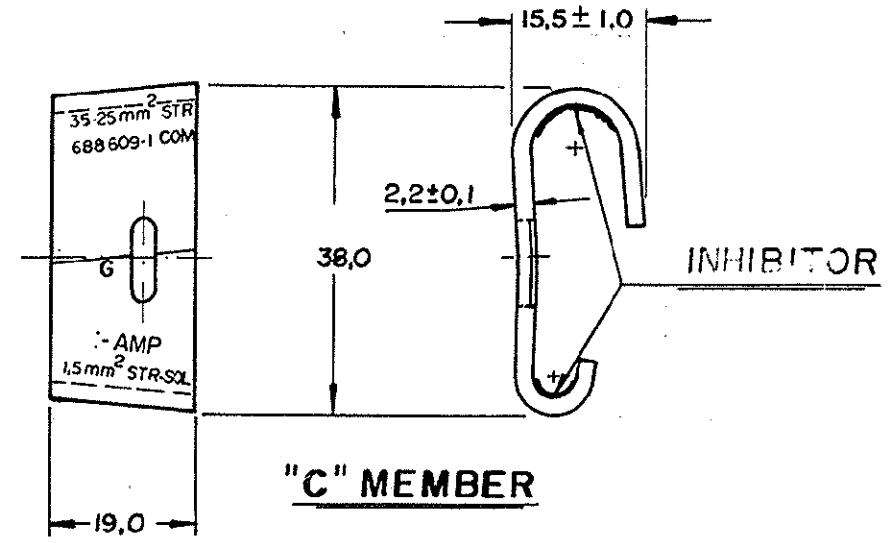
BEFORE APPLICATION



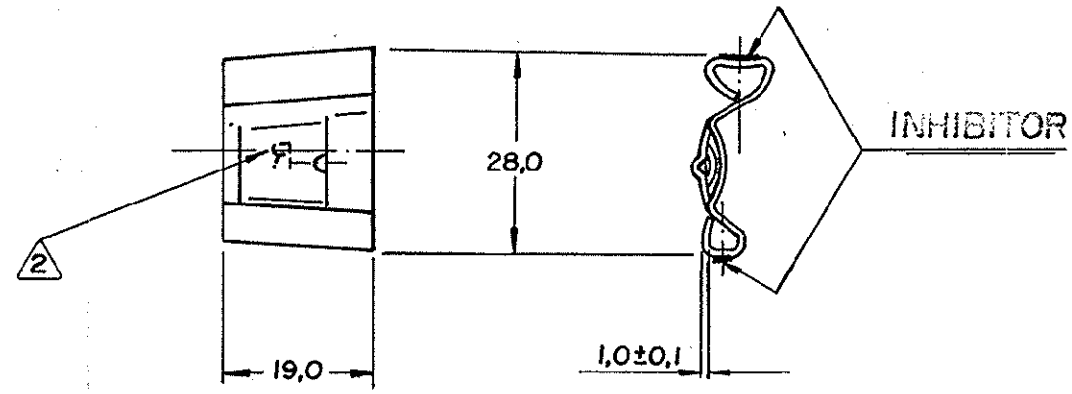
APPLICATION (NO SPECIAL TOOLS)



AFTER APPLICATION



"C" MEMBER



WEDGE

- ① - SUPPLIED IN INDIVIDUAL PLASTIC PACKAGING
- ② - STAMPED LETTER "R"

7,20 — 9,10	5,60 — 8,33	1,36 — 1,73	TIN PLATED	BRASS	①	688 609 - 1
SUM	TOP GROOVE	BOTTOM GROOVE	FINISH	MATERIAL	PACKAGING	PART NUMBER
WIRE DIAMETER LIMITS			THIS DRAWING IS UNPUBLISHED RELEASED FOR PUBLICATION 19			
CUSTOMER DWG for REFERENCE ONLY			© COPYRIGHT 19 BY AMP DO BRASIL LTDA S.P. ALL INTERNATIONAL RIGHTS RESERVED AMP PRODUCTS MAY BE COVERED BY U.S. AND FOREIGN PATENTS AND/OR PATENTS PENDING.			
			TOLERANCES UNLESS OTHERWISE STATED		INS. DIA. RANGE WIRE RANGE SCALE	
			DEC. ± 05			
			ANGLES ± 1°			
			DR. E.LOPES Edrei 08.JUN.95		AMP do BRASIL LTDA. São Paulo, Brasil	
			CHK. JAVIEIRA 08.Jun.95		DESCRIPTION UNIVERSAL DISTRIBUTION CONNECTOR, ASS'Y TYPE "G"	
			DE. 14-DEC-95			
			P REDRAWN WITH CHANGE BY E.C.L.B. 02/21/95 edrei 08.JUN.95			
ISS	REVISION	RECORD	ECN	DR. CHK	DATE	APP. E.SFEIR 22/02/95
					A3	DWG NO. C 688 609
					SHEET 1 of 1	