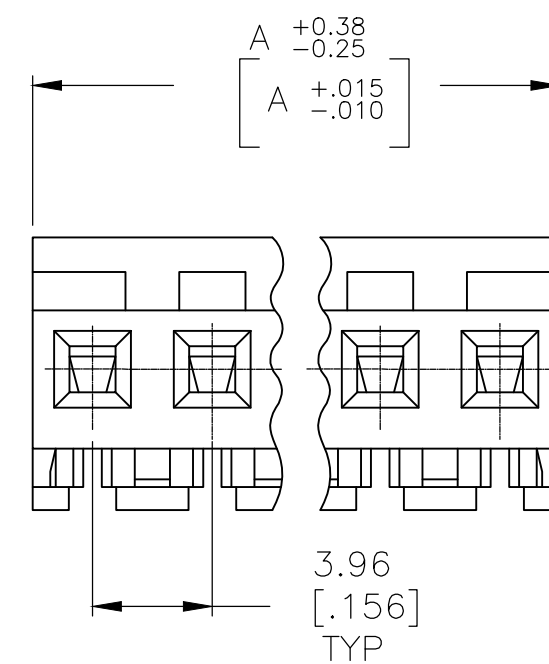
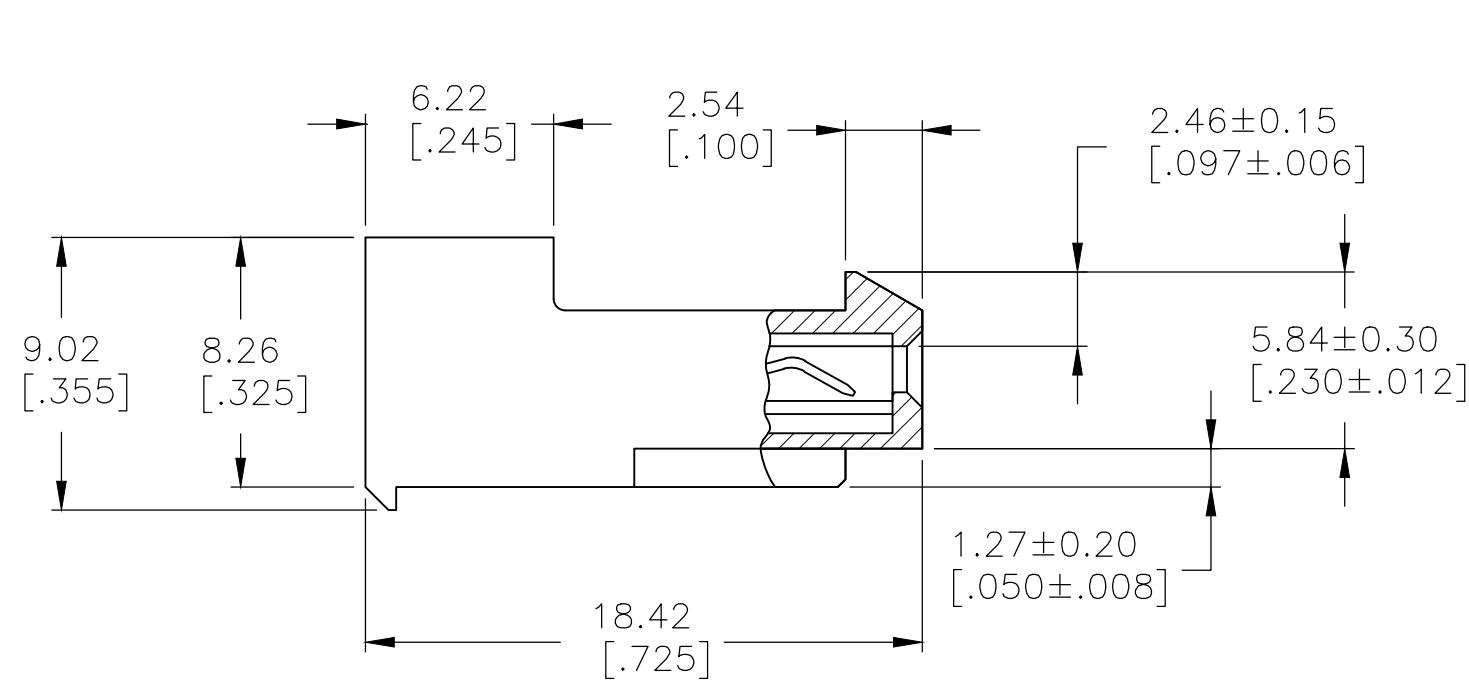
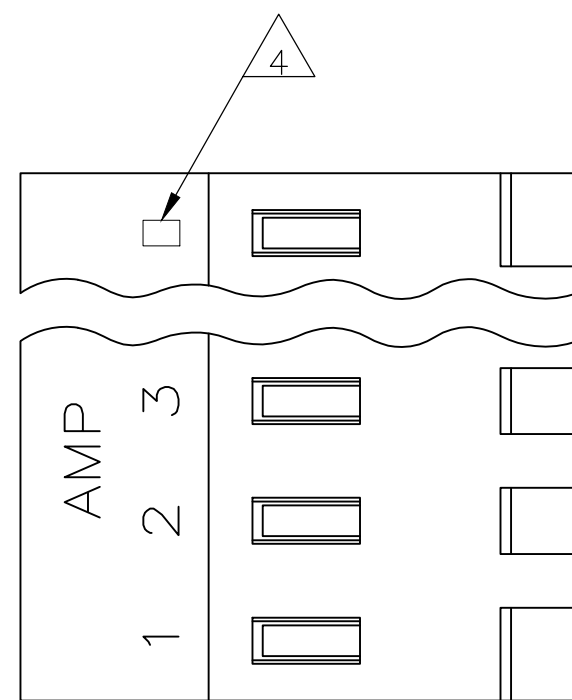


THIS DRAWING IS UNPUBLISHED. RELEASED FOR PUBLICATION
 © COPYRIGHT - By - ALL RIGHTS RESERVED.

REVISIONS					
P	LTR	DESCRIPTION	DATE	DWN	APVD
U		REVISED PER ECR-20-000824	29MAY2020	PC	SW



95.10[3.744]	24	5-640429-4
91.13[3.588]	23	5-640429-3
87.17[3.432]	22	5-640429-2
83.21[3.276]	21	5-640429-1
79.25[3.120]	20	5-640429-0
75.29[2.964]	19	4-640429-9
71.32[2.808]	18	4-640429-8
67.36[2.652]	17	4-640429-7
63.40[2.496]	16	4-640429-6
59.44[2.340]	15	4-640429-5
55.47[2.184]	14	4-640429-4
51.51[2.028]	13	4-640429-3
47.55[1.872]	12	4-640429-2
43.59[1.716]	11	4-640429-1
39.62[1.560]	10	4-640429-0
35.66[1.404]	9	3-640429-9
31.70[1.248]	8	3-640429-8
27.74[1.092]	7	3-640429-7
23.77[.936]	6	3-640429-6
19.81[.780]	5	3-640429-5
15.85[.624]	4	3-640429-4
11.89[.468]	3	3-640429-3
7.92[.312]	2	3-640429-2

1 MATERIAL: CONNECTOR - NYLON UL94-V2 (WHITE)
 CONTACTS - 0.30[.012] THICK COPPER ALLOY
 (BRIGHT TIN-LEAD 0.00203[.000080] MIN. THICK
 FOR CONTACTS 640429-2 THRU 2-640429-4).
 (MATTE WHISKER MITIGATED TIN 0.00203[.000080] MIN.
 THICKNESS OVER NICKEL UNDERPLATE FOR 3-640429-2
 THRU 5-640429-4).

2 CONTACTS ACCEPT 24 AWG WIRE WITH 2.41[.095] MAX
 INSULATION DIAMETER.

3 CONTACTS MUST ACCEPT 1.14±0.03[.045]
 POST AND REMAIN LOCKED IN POSITION.

4 IDENTIFICATION NUMBER FOR LAST CIRCUIT MAY
 NOT APPEAR ON ALL ASSEMBLIES.

5 DIMENSIONS IN BRACKETS ARE IN INCHES.

6 HOUSING FEATURES ARE: CLOSED END WITH LOCKING
 RAMP.

7 OBSOLETE PARTS: OBSOLETE CIS STREAMLINING PER D.RENAUD/D.SINISI

△ SUPERCEDED BY 5-640429-4	95.10[3.744]	24	2-640429-4	
△ SUPERCEDED BY 5-640429-3	91.13[3.588]	23	2-640429-3	
△ SUPERCEDED BY 5-640429-2	87.17[3.432]	22	2-640429-2	
△ SUPERCEDED BY 5-640429-1	83.21[3.276]	21	2-640429-1	
△ SUPERCEDED BY 5-640429-0	79.25[3.120]	20	2-640429-0	
△ SUPERCEDED BY 4-640429-9	75.29[2.964]	19	1-640429-9	
△ SUPERCEDED BY 4-640429-8	71.32[2.808]	18	1-640429-8	
△ SUPERCEDED BY 4-640429-7	67.36[2.652]	17	1-640429-7	
△ SUPERCEDED BY 4-640429-6	63.40[2.496]	16	1-640429-6	
△ SUPERCEDED BY 4-640429-5	59.44[2.340]	15	1-640429-5	
△ SUPERCEDED BY 4-640429-4	55.47[2.184]	14	1-640429-4	
△ SUPERCEDED BY 4-640429-3	51.51[2.028]	13	1-640429-3	
△ SUPERCEDED BY 4-640429-2	47.55[1.872]	12	1-640429-2	
△ SUPERCEDED BY 4-640429-1	43.59[1.716]	11	1-640429-1	
△ SUPERCEDED BY 4-640429-0	39.62[1.560]	10	1-640429-0	
△ SUPERCEDED BY 3-640429-9	35.66[1.404]	9	640429-9	
△ SUPERCEDED BY 3-640429-8	31.70[1.248]	8	640429-8	
△ SUPERCEDED BY 3-640429-7	27.74[1.092]	7	640429-7	
△ SUPERCEDED BY 3-640429-6	23.77[.936]	6	640429-6	
△ SUPERCEDED BY 3-640429-5	19.81[.780]	5	640429-5	
△ SUPERCEDED BY 3-640429-4	15.85[.624]	4	640429-4	
△ SUPERCEDED BY 3-640429-3	11.89[.468]	3	640429-3	
△ SUPERCEDED BY 3-640429-2	7.92[.312]	2	640429-2	
	OBSOLETE	39.62[1.560]	10	1-640429-0

THIS DRAWING IS A CONTROLLED DOCUMENT.		DWN S. CARPENTER 08JUL2003	TE Connectivity		
DIMENSIONS: mm [INCHES]		CHK D. BOSSI 08JUL2003	NAME		
TOLERANCES UNLESS OTHERWISE SPECIFIED:		APVD D. BOSSI 08JUL2003	MTA 156 CONNECTOR ASSEMBLY, 24 AWG, STANDARD		
0 PLC ± - 1 PLC ± - 2 PLC ± - 3 PLC ± 0.13 [.005] 4 PLC ± -		PRODUCT SPEC 108-1051	SIZE	CAGE CODE	DRAWING NO
MATERIAL		FINISH	114-1020	A2 00779	C=640429
1		1		WEIGHT	0.000000
CUSTOMER DRAWING		SCALE		SHEET	1 OF 1
		4:1		REV	U