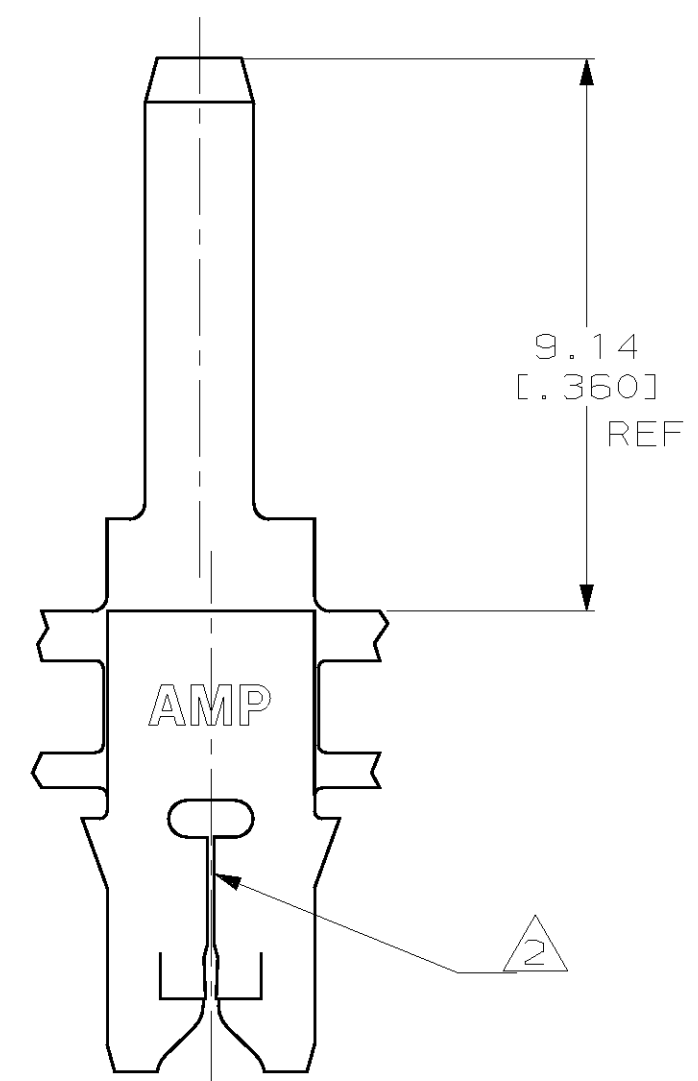
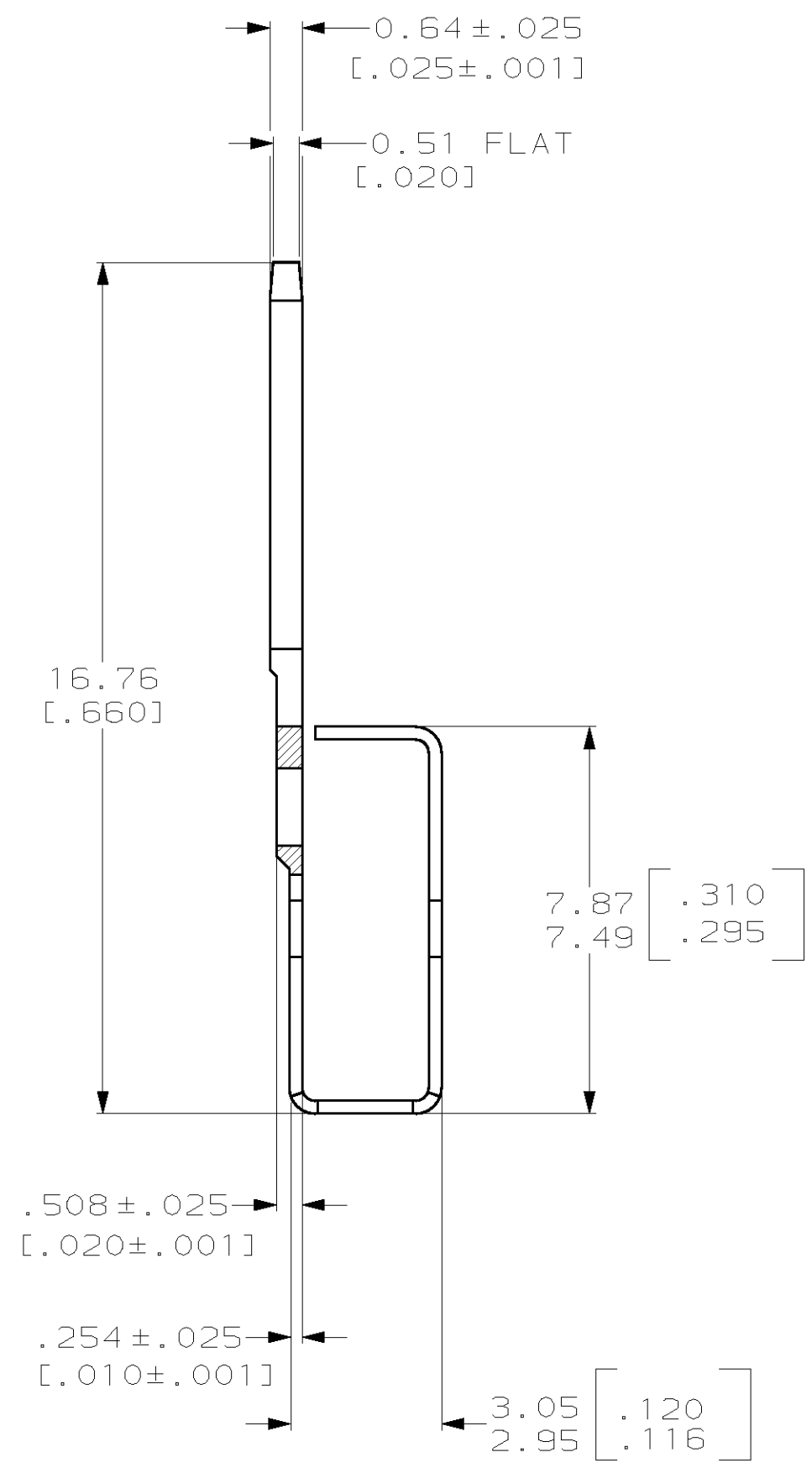
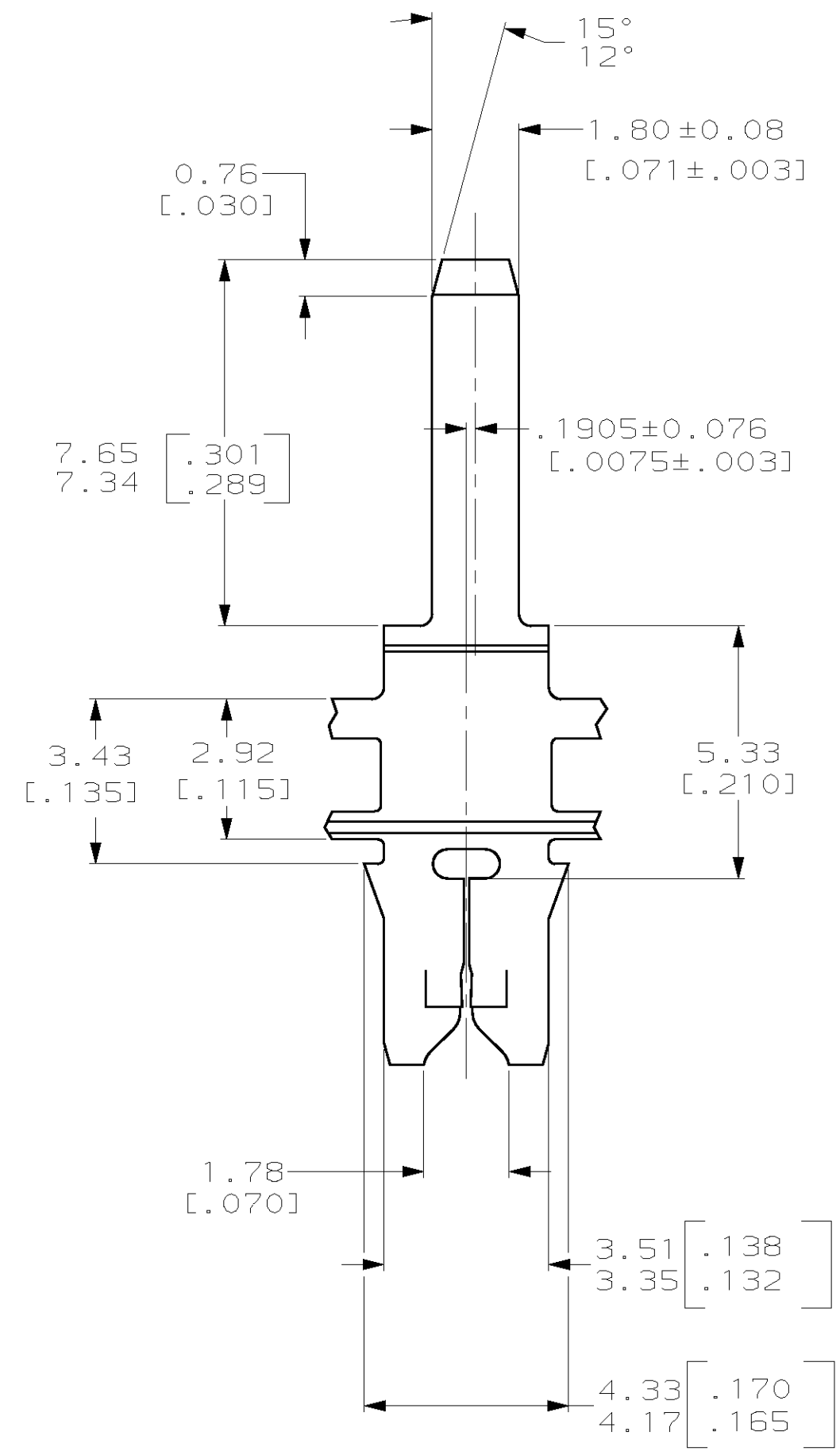


THIS DRAWING IS UNPUBLISHED. RELEASED FOR PUBLICATION .19
 (C) COPYRIGHT 19 BY AMP INCORPORATED. ALL RIGHTS RESERVED.

LOC	DIST	REVISIONS			
P	LTR	DESCRIPTION	DATE	DWN	APVD
AF	50	A	REV & REL PER 0L10-0430-97	11/4/97	JR NN



- 1 CONTINUOUS STRIP ON REELS WITH TERMINALS LOCATED ON 5.59±0.08 [.220±.003] CENTERS
- 2 SLOT TERMINATES EITHER A SINGLE OR DOUBLE MAGNET WIRE OF THE SAME TYPE AND SIZE, COPPER RANGE: 0.18-0.23mm [#33-#31]
- 3 SPECIAL PACKAGE MARKINGS- ORANGE COLOR CODE TAG NEXT TO REEL TAG



3 63909-1
PART NUMBER

THIS DRAWING IS A CONTROLLED DOCUMENT.		DWN R.GRZYBOWSKI 8MAY96	AMP Incorporated Harrisburg, PA 17105-3608	
DIMENSIONS: mm		CHK M.S.FEHER 8MAY96	NAME TAB, 1.80 [.071], MAG-MATE™ LEFT HAND	
TOLERANCES UNLESS OTHERWISE SPECIFIED:		APVD N.E.NEFF 8MAY96	PRODUCT SPEC 108-2012	
0 PLC ±-		APPLICATION SPEC 114-2046		
1 PLC ±-		SIZE A2		
2 PLC ±0.13(.005)		CAGE CODE 00779		
3 PLC ±-		DRAWING NO C-63909		
4 PLC ±-		SCALE 8:1		
ANGLES ±-		SHEET 1 OF 1		
MATERIAL 4M PRE-MILLED BRASS	FINISH 0.002032(.000080) MIN TIN PER MIL-T-10727	WEIGHT -	REV A	
CUSTOMER DRAWING				