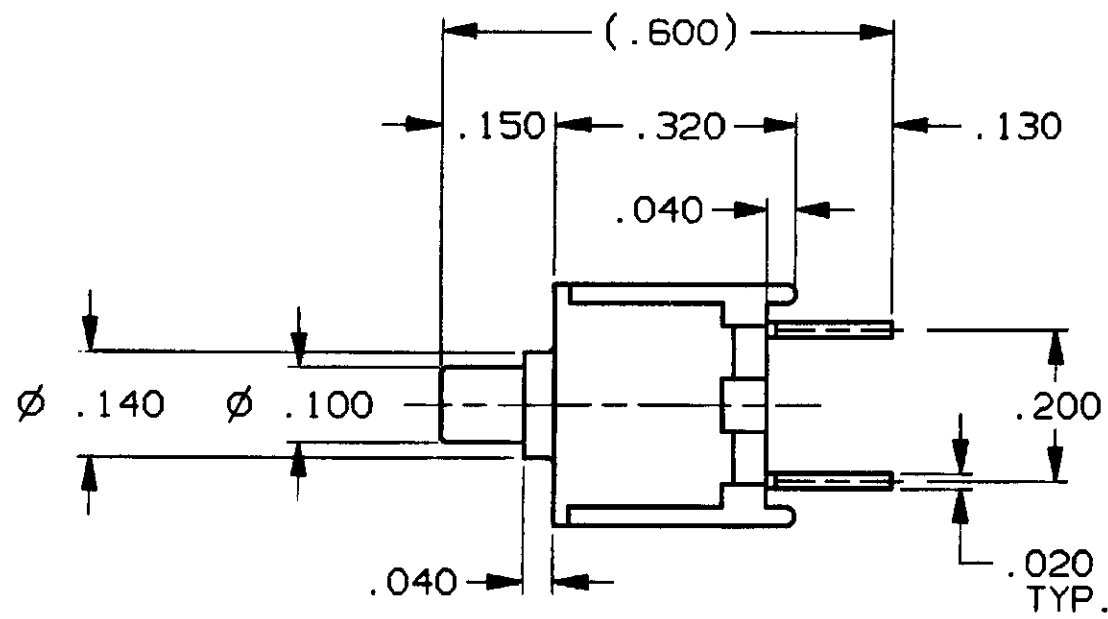
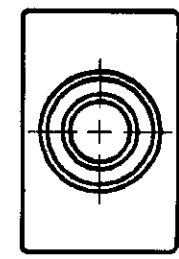
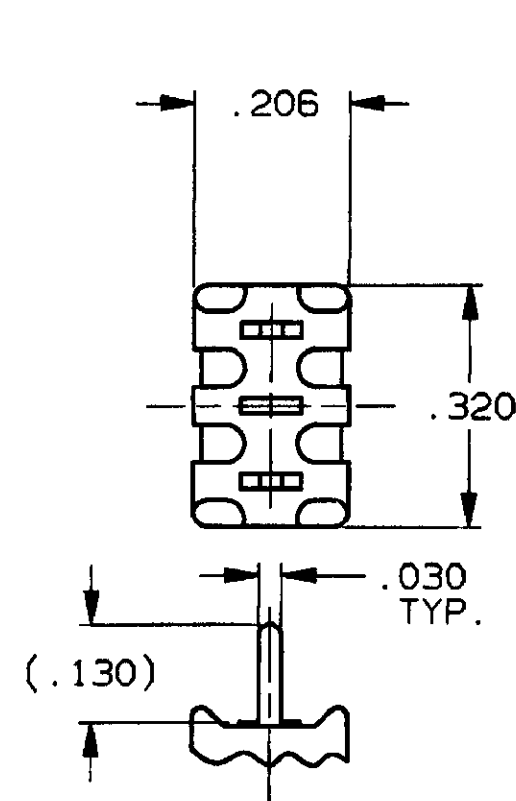


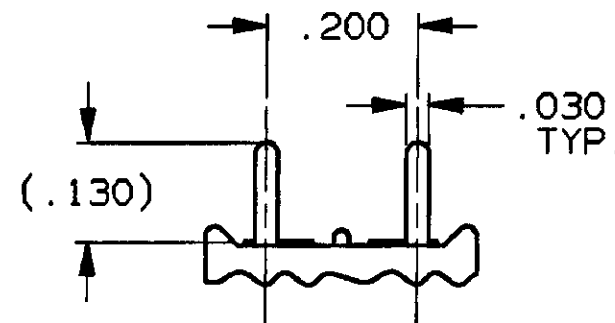
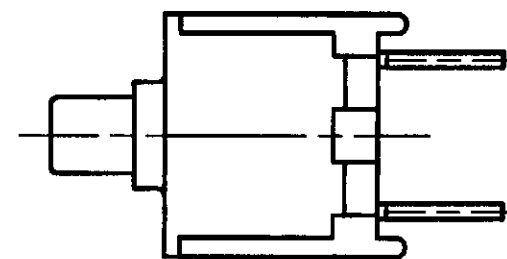
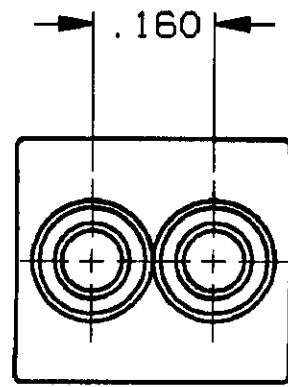
CONVERSION CHART	
INCH	MM
.002	0.05
.010	0.25
.020	0.51
.030	0.76
.040	1.02
.043	1.09
.130	3.30
.140	3.56
.150	3.81
.160	4.06
.200	5.08
.206	5.23
.320	8.13
.360	9.14
.600	15.24



TPA11CG-PC



TPA21CCG-PC



SPECIFICATIONS:

MATERIALS:

CASE: HIGH TEMPERATURE POLYESTER, UL 94V-0.
 ACTUATOR BUTTON: THERMOPLASTIC, COLORS: SEE CHART BELOW.
 MOVING CONTACT: COPPER ALLOY, GOLD PLATED OVER NICKEL.
 FIXED CONTACT: COPPER ALLOY, GOLD PLATED OVER NICKEL.
 TERMINALS: COPPER ALLOY, TIN LEAD PLATED.
 TERMINAL SEAL: SP EPOXY
 DP EPOXY OPTIONAL.

ELECTRICAL:

CONTACT RATING: GOLD = 0.4 VA MAX. @ 20 VDC OR PEAK AC.
 INITIAL CONTACT RESISTANCE: 20 MILLIOHMS MAX.
 INSULATION RESISTANCE: 1,000 MEGOHMS @ 500 VDC MIN.
 DIELECTRIC STRENGTH: 1,000 VAC @ SEA LEVEL.
 LIFE EXPECTANCY: GOLD: 1 POLE = 100,000 CYCLES
 2 POLES = 80,000 CYCLES.

MECHANICAL:

ACTUATION FORCE: 9 oz. (.26 Kg)
 ACTUATION TRAVEL: .030 APPROX.

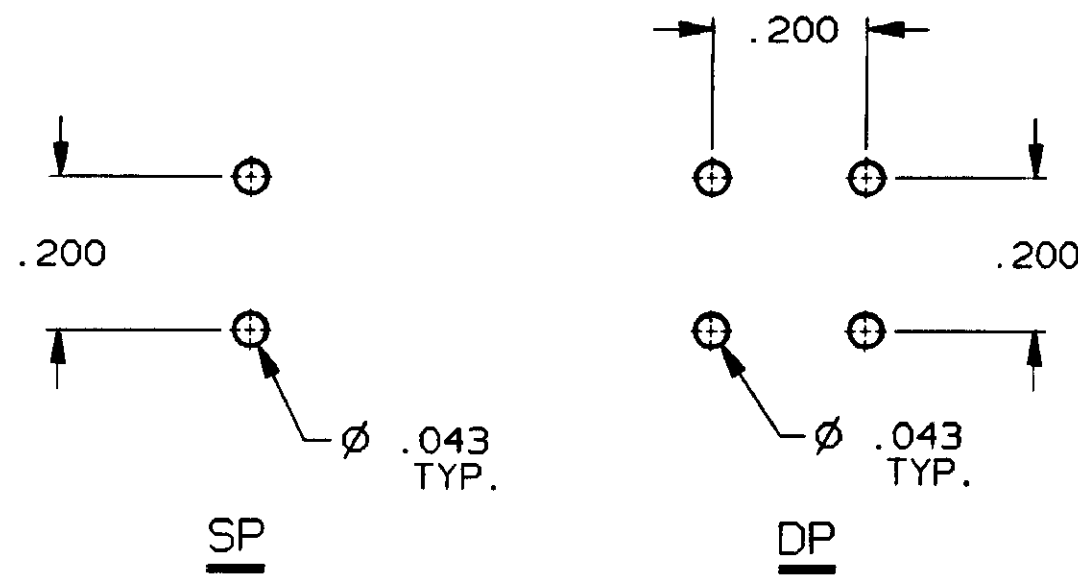
ENVIRONMENTAL:

OPERATING TEMPERATURE: -22°F TO +149°F (-30°C TO +65°C).
 STORAGE TEMPERATURE: -22°F TO +149°F (-30°C TO +65°C).

NOTES:

1. INTERPRET DRAWING PER ASME Y14.5M-1994.

(*)	BUTTON COLOR
0	BLACK
2	RED
6	BLUE



RECOMMENDED HOLE LAYOUT

TOLERANCE ±.002 UNLESS OTHERWISE NOTED

CUSTOMER DRAWING				AUGAT D/N 40134-SD	
SPECIFICATIONS ARE SUBJECT TO CHANGES WITHOUT NOTICE				THIS IS A C.A.D. GENERATED DRAWING. DO NOT MAKE MANUAL REVISIONS TO MASTER.	
 THIRD ANGLE PROJECTION	UNLESS OTHERWISE SPECIFIED DIMENSIONS ARE IN INCHES DO NOT SCALE PRINT	ORIGINAL DATE OF DRAWING: 8-16-77	TYCO ELECTRONICS TITLE: CUSTOMER DRAWING PUSHBUTTON SWITCH PRINTED CIRCUIT TPA11CG-PC(*) & TPA21CCG-PC(*)		
	TOLERANCES (EXCEPT AS NOTED) ANGULAR = ±1° DECIMAL .XX = ±.010 DECIMAL .XXX = ±.010 DECIMAL .XXXX = ±.010	DRAWN: B. BUCKHEIT DATE: 8-16-77			
AUGAT CONFIDENTIAL This document contains information which is the exclusive property of Augat Inc. Distribution, reproduction or use by others is not permitted without the expressed written consent of Augat Inc.	MATERIAL: SEE SPECIFICATIONS	CHECKED: DATE:	DWG. NO. 4-1437571-0 PRODUCT CODE: B51 SCALE: SHEET 1 OF 1		
	FINISH: SEE SPECIFICATIONS	APPROVED: DATE:			
	CODE IDENT. NO. 91506	DWG. SIZE C			
	NEXT ASSY:				

REV	A
REVISIONS	0G3C-0173-02