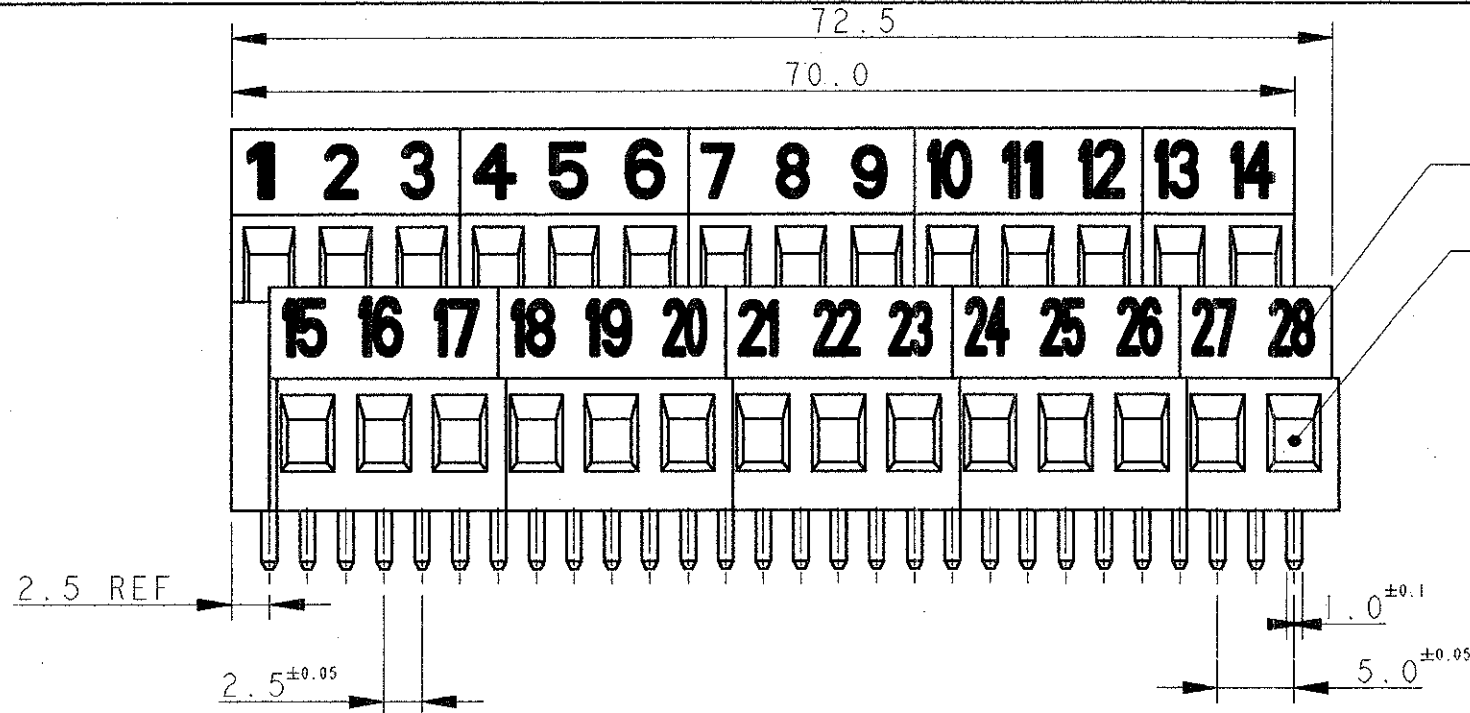


P	LTR	DESCRIPTION	DATE	DWN	APVD
A		NOT YET RELEASED FOR PRODUCTION PER ET00-0099-98	06 APR 98	F.B	E.F.
A1		RELEASED - MOVED ON MASTER 282888 ET00-0026-99	06 FEB 99	F.S.L.	C.T.

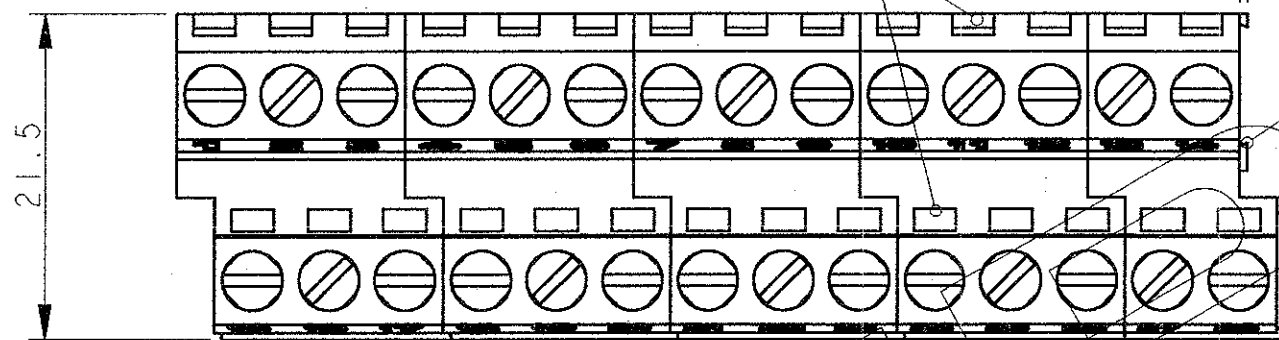
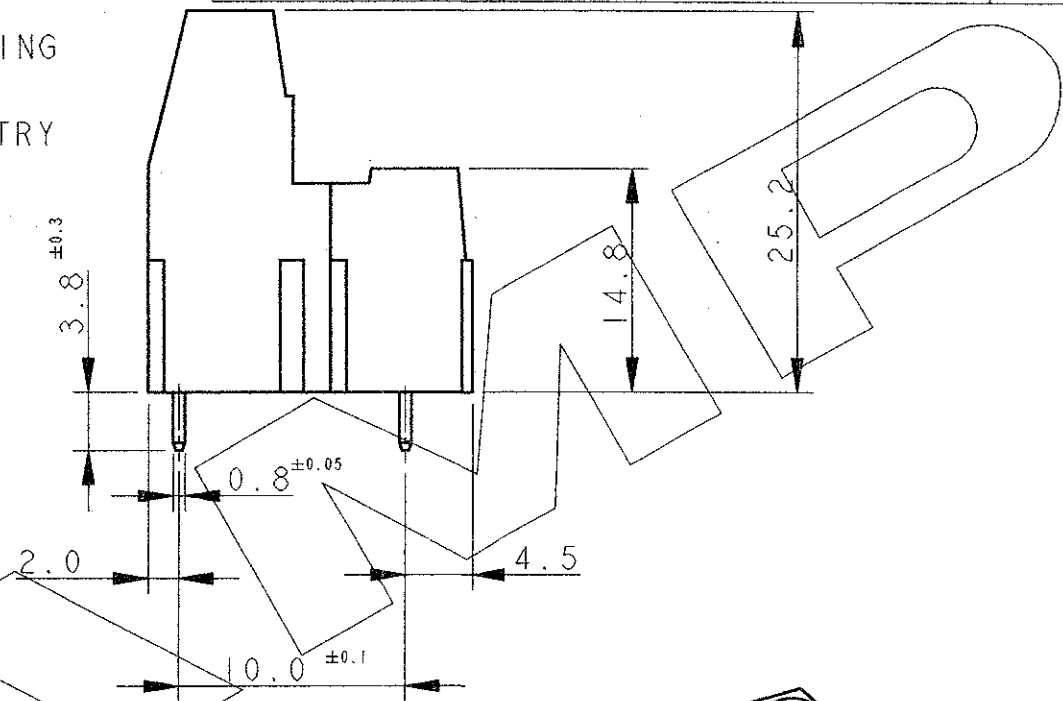


INK MARKING

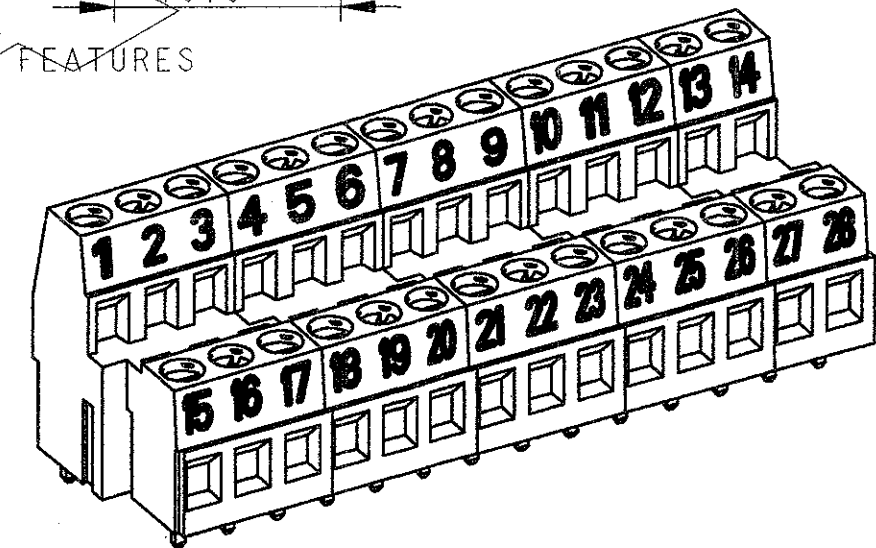
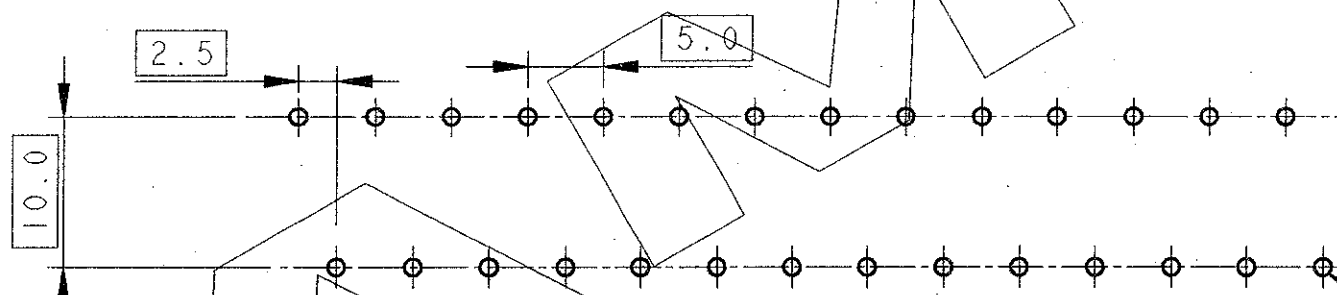
WIRE ENTRY

TEST FACILITY

INTERLOCKING FEATURES



RECOMMENDED PC BOARD LAYOUT



SEE MASTER DRAWING 282888

MATERIALS AND FINISH
 HOUSING: PA 6-6/ UL 94-V0, COLOUR GRAY, RAL 7032.
 CLAMP: BRASS, NICKEL PLATED.
 POST: BRASS, TIN PLATED.
 CLAMPING SCREW: M3, BRASS, NICKEL PLATED.

2 SUITABLE FOR 1,6-2,4mm PC BOARD THICKNESS.

3 CONNECTION POWER
 SOLID WIRE: 0,03-2,5mm (13AWG).
 STRANDED WIRE: 0,03-1,5mm (15AWG).

4 THIS PRODUCT IS OBTAINED BY ASSEMBLING (END-TO-END)
 4 TERMI-BLOK P/N 282888-3 AND 1 TERMI-BLOK P/N 282888-2. MARKING WIRE ENTRY POSITION FOR FURTHER INFORMATION. PLEASE REFER TO MENTIONED DRAWINGS.

THIS DRAWING IS A CONTROLLED DOCUMENT FOR AMP INCORPORATED.
 IT IS SUBJECT TO CHANGE AND THE CONTROLLING ENGINEERING ORGANIZATION SHOULD BE CONTACTED FOR THE LATEST REVISION.

DIMENSIONS: mm		TOLERANCES UNLESS OTHERWISE SPECIFIED:	
		0 PLC ±0.2	
		1 PLC ±0.2	
		2 PLC ±	
		3 PLC ±	
		4 PLC ±	
		ANGLES ±2	
MATERIAL		FINISH	

DWN	F. BORIN	30 MAR 98
CHK	E. FACCIN	30 MAR 98
APVD		
PRODUCT SPEC	108-20166	
APPLICATION SPEC	114-20079	
WEIGHT		
CUSTOMER DRAWING		

AMP		AMP Italia S.p.A. Collegno, C.so F.lli Cervi 15	
NAME TERMI-BLOK PCB MOUNT, 1ST AND 2ND LEVEL, 5mm PITCH, CUSTOMIZED VERSION, 2x14 POS.			
SIZE	CAGE CODE	DRAWING NO	RESTRICTED TO
A3	00779	C-282888-5	
SCALE NO SCALE		SHEET 1	OF 1
		REV A1	