THIS DRAWING IS UNPUBLISHED. RELEASED FOR PUBLICATION -
© COPYRIGHT copyright_date BY - ALL RIGHTS RESERVED.

REVISIONS

P	LTR	DESCRIPTION	DATE	DWN	APVD
	A	IN PRODUZIONE	09MAR90		
	B	AGGIORNATO (ECN I-2807)	28MAR91	MR	
	B1	ECR-17-004683	31MAR2017	VH	JP

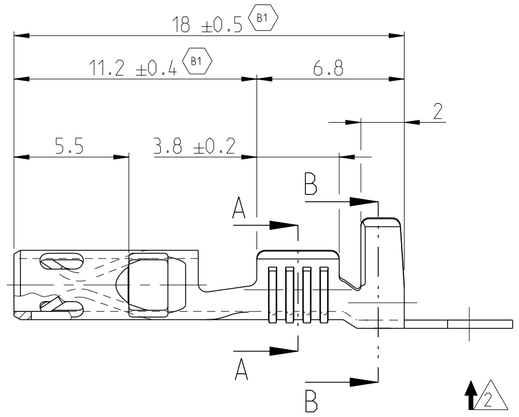

A-A

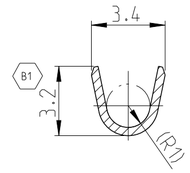

B-B

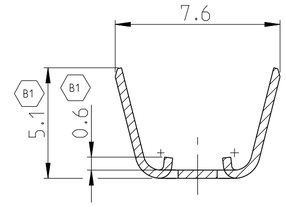

1 STATO DI FORNITURA, TERMINALI AVVOLTI IN NASTRO SU BOBINA DI CARTONE
(TERMINAL REELED ON STD. CARTON REEL)

2 SENSO DI USCITA DEL TERMINALE DALLA BOBINA
(DIRECTION OFF TOP OF REEL)

B1 3 WIRE RANGE:
TERMINALE DA AGGRAFFARE CON:
- MINI-APPLICATORE LOG. No. 784401-2 E CAVI SINGOLI CON SEZ. 0.5-1.5 mm² (CON MODEL J).
- MINI-APPLICATORE LOG. No. 788080-2 E CAVI DOPPI CON SEZ. 0.5+0.5 mm² (TIPO CON ISOL. RIDOTTO FASE 3)
- MINI-APPLICATORE LOG. No. 788080-2 E CAVI DOPPI CON SEZ. 1+0.5 mm² (TIPO CON ISOL. RIDOTTO FASE 3)

4 NO FIAT EQUIVALENTE: 1-23717-54

C-C

(ADATTO PER LINGUETTA MASCHIO DI SPESS. 0.8x5.0)

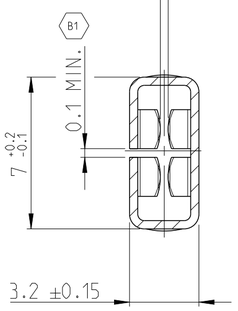

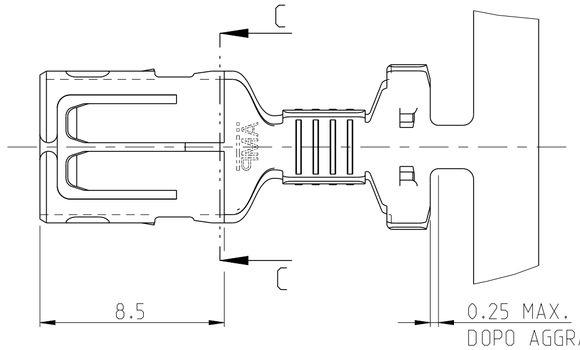

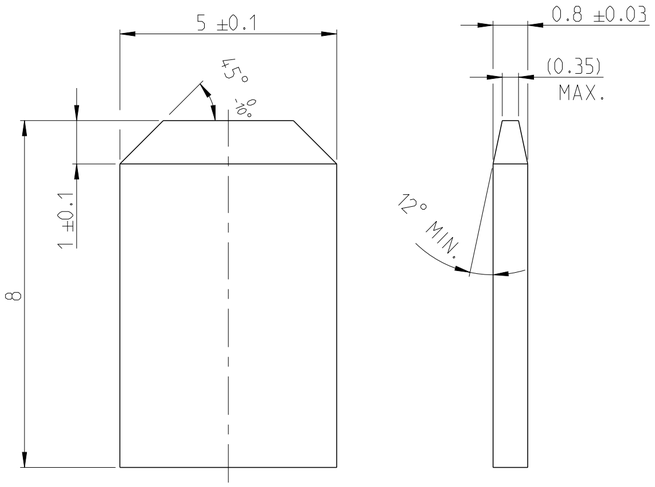

DIMENSIONI DI RIFERIMENTO PER LINGUETTA MASCHIO (Parte dl accoppiamento)

TIPICA SEZIONE DOPO AGGRAFFATURA CAVO SEZIONE SU ISOLANTE RIDOTTO Ø1.5-2.4 (SEC B-B)

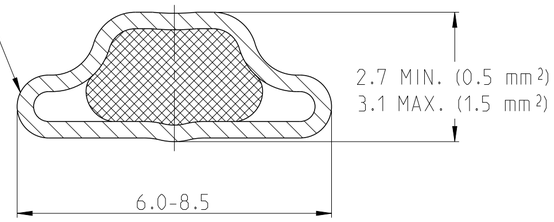

TIPICA SEZIONE DOPO AGGRAFFATURA CAVO DOPPIO 0.5+0.5 MM² (SEZIONE SU ISOLANTI RIDOTTI Ø1.5-1.7 + Ø1.5-1.7, OPPURE CAVO DOPPIO 1+0.5 MM² (SEZIONE SU ISOLANTI RIDOTTI Ø1.9-2.1 + Ø1.5-1.7

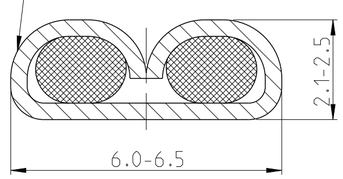

(SEC B-B)

TIPICA SEZIONE DOPO AGGRAFFATURA CAVO SEZIONE SU ISOLANTE STD Ø3.15-3.35 (SEC B-B)

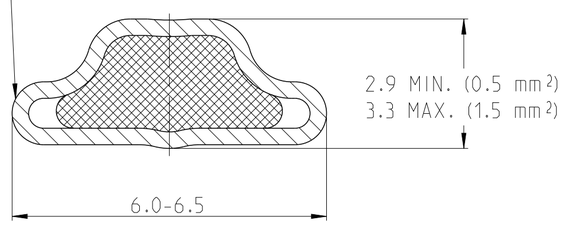

PRE-TIN	PHOS. BRONZE	281881-1
FINISH	MATERIAL	PN

THIS DRAWING IS A CONTROLLED DOCUMENT.

DIMENSIONS: mm

TOLERANCES UNLESS OTHERWISE SPECIFIED: 0 PLC ±, 1 PLC ±, 2 PLC ±, 3 PLC ±, 4 PLC ±0.3; ANGLES ±2°

MATERIAL -

FINISH -

DWN C.TARTARI 22JUL87
CHK -
APVD -
PRODUCT SPEC 108-20069 B1
APPLICATION SPEC 114-20024 B1
WEIGHT -

TE Connectivity

NAME REC. CONTACT FOR 5mm PITCH CONN. (FOR CURRENT UP TO 15A)

SIZE A2 | CAGE CODE - | DRAWING NO C-281881 | RESTRICTED TO -

CUSTOMER DRAWING | SCALE 5:1 | SHEET 1 OF 1 | REV B1