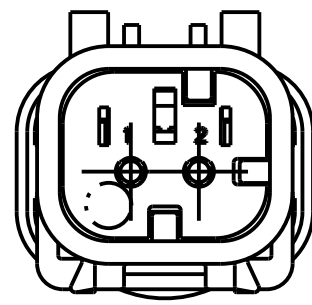
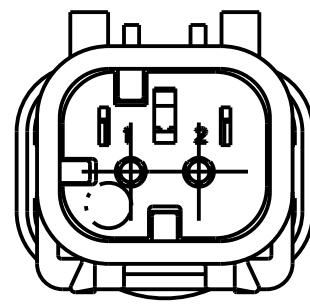


THIS DRAWING IS UNPUBLISHED. RELEASED FOR PUBLICATION
 © COPYRIGHT 20 BY - ALL RIGHTS RESERVED.

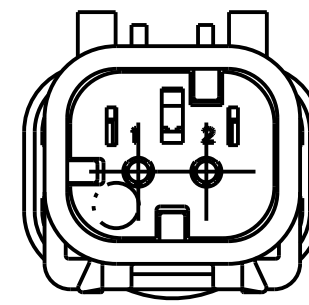
REVISIONS				
P	LTR	DESCRIPTION	DATE	APVD
A		REL PER ECO-18-012662	06AUG2018	JM RB
A1		REV PER ECO-18-016694	18OCT2018	JM RB
A2		REV PER ECR-21-101839	07APR2021	MK BC



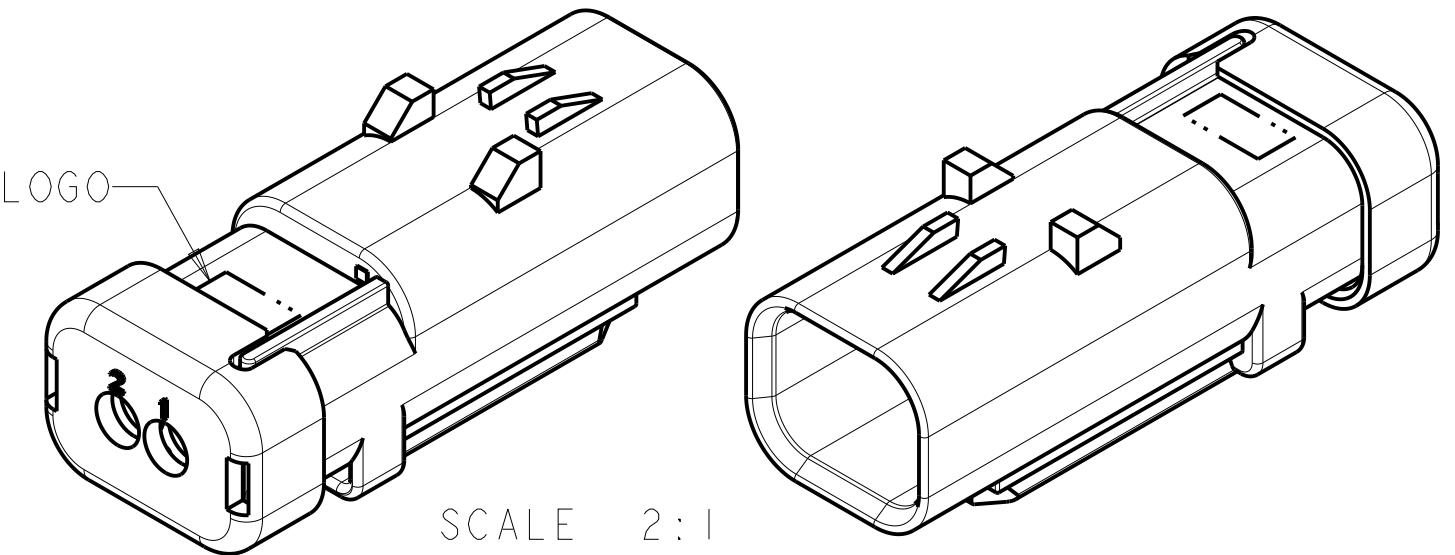
2320913-2
SCALE 2:1
KEY B



2320913-3
SCALE 2:1
KEY C

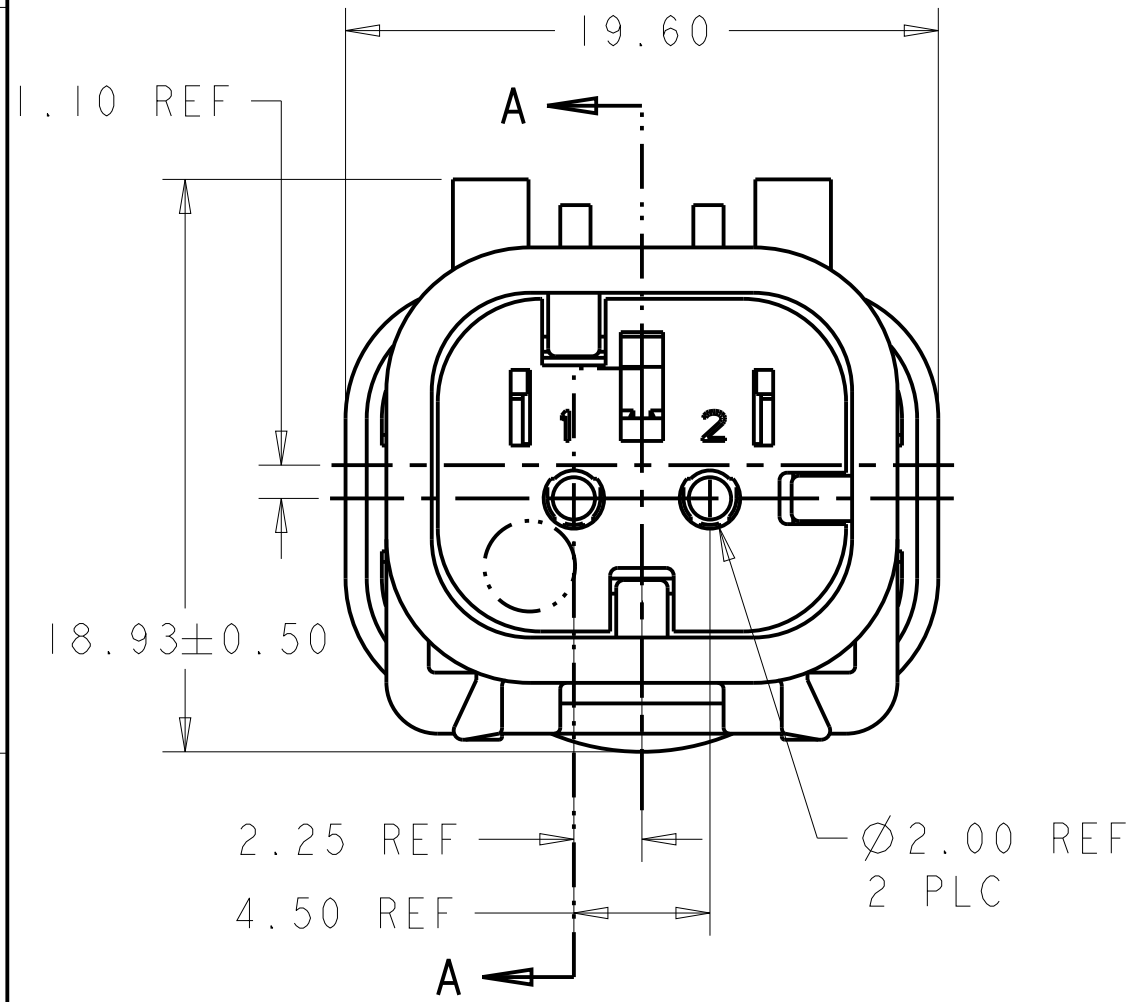


2320913-4
SCALE 2:1
KEY D

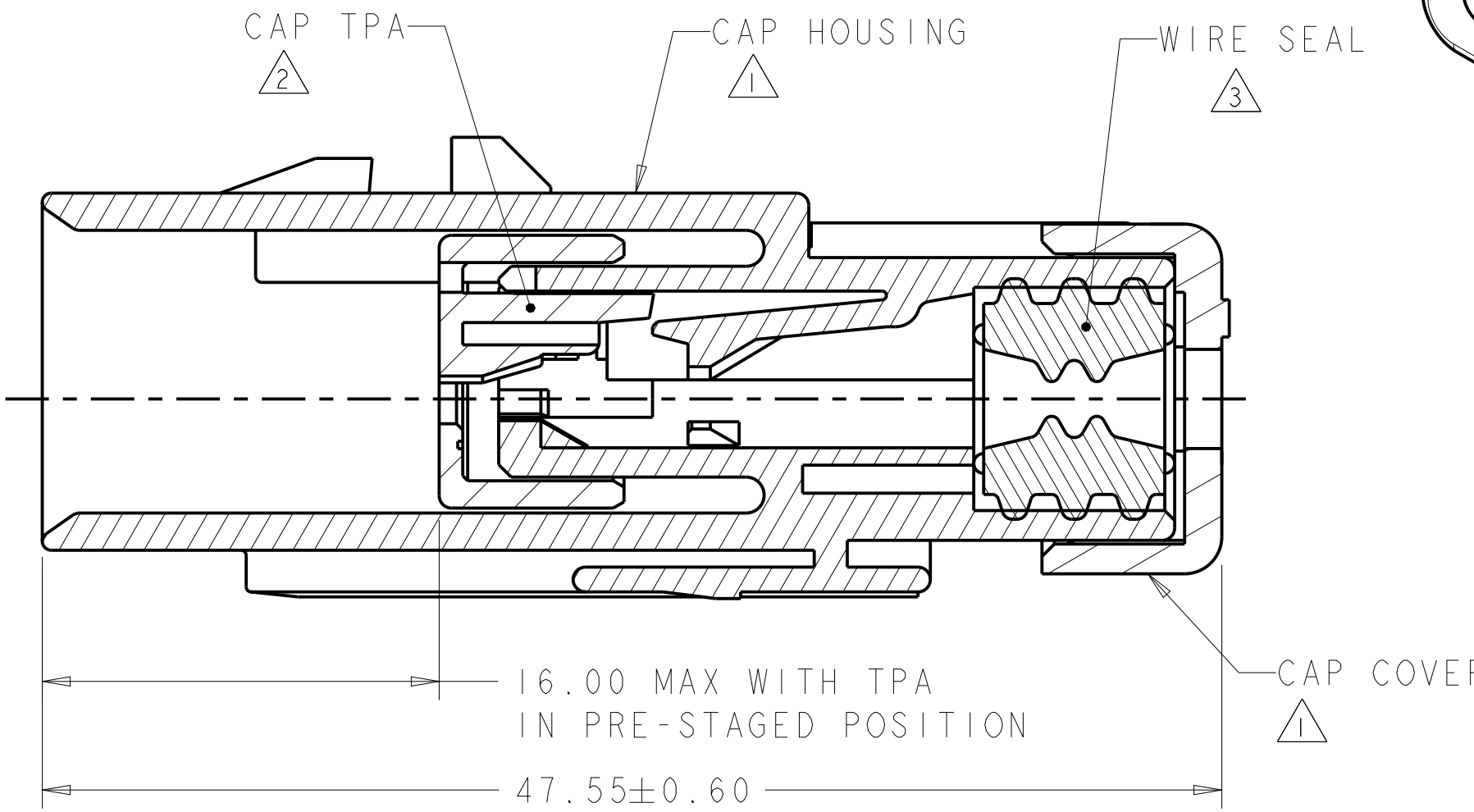


COMPANY LOGO

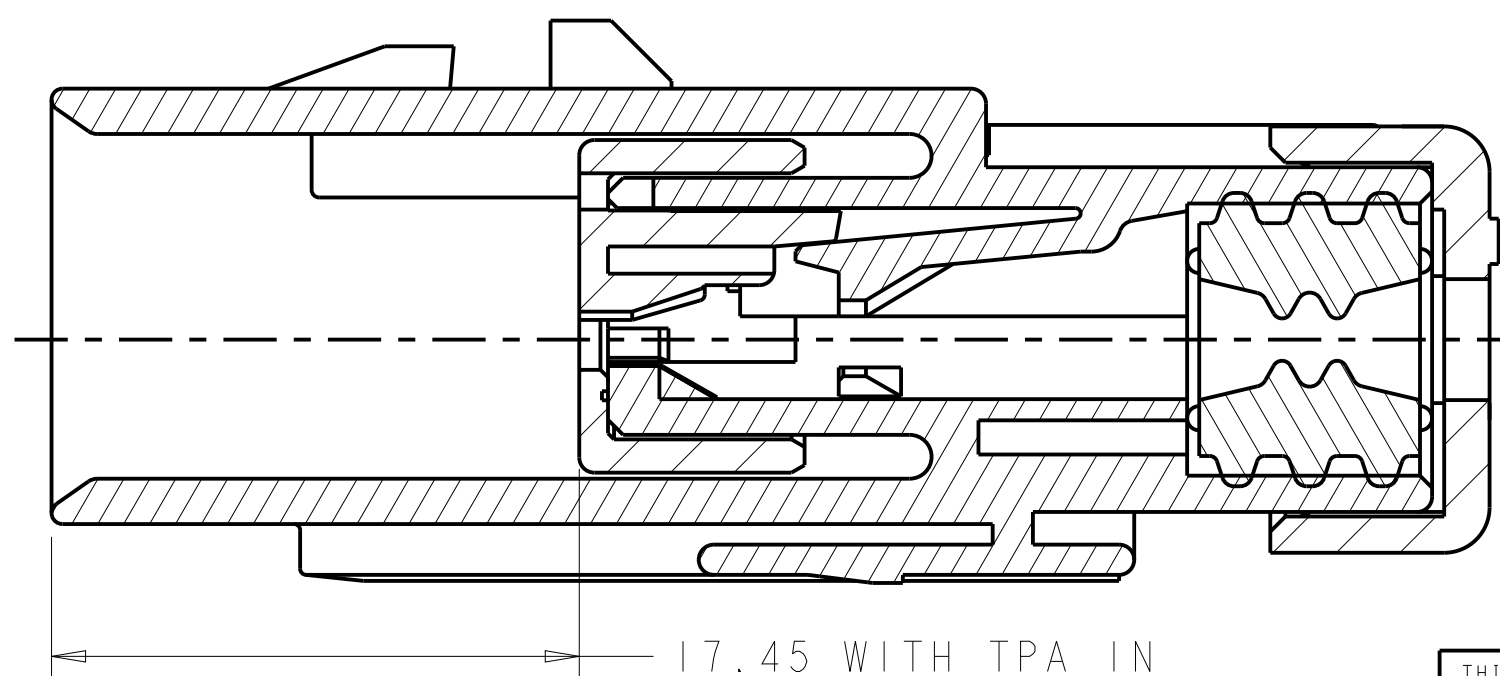
SCALE 2:1



2320913-1 SHOWN
KEY A



SECTION A-A



SECTION A-A

- ① MATERIAL: 15% FIBERGLASS REINFORCED PBT
COLOR: GRAY
- ② MATERIAL: 15% FIBERGLASS REINFORCED PBT
COLOR: (SEE TABLE)
- ③ MATERIAL: SILICONE
COLOR: MARINE BLUE
- 4. RECOMMENDED WIRE DIAMETER RANGE IS 2.18 TO 3.67mm.
- 5. RECOMMENDED BACKSHELLS:
STRAIGHT EXIT
A. 2292860-1 SMOOTH WIRE EXIT
B. 2292860-2 NC12/NW10 CONDUIT WIRE EXIT
C. 2292860-3 NC08/NW7.5 CONDUIT WIRE EXIT
90° EXIT
D. 2302481-1 SMOOTH WIRE EXIT
E. 2302481-2 NC12/NW10 CONDUIT WIRE EXIT
F. 2302481-3 NC08/NW7.5 CONDUIT WIRE EXIT
- 6. RECOMMENDED SEAL PLUG: 776363-1
- 7. MATING CONNECTOR: 2320920-X.

D	ORANGE	2320913-4
C	PURPLE	2320913-3
B	BLUE	2320913-2
A	TAN	2320913-1
KEY	TPA COLOR	PART NUMBER

THIS DRAWING IS A CONTROLLED DOCUMENT.		DWN J. MCNEAL 29SEP2017	TE Connectivity	
DIMENSIONS: mm		CHK R. BALTER 29SEP2017		
TOLERANCES UNLESS OTHERWISE SPECIFIED:		APVD R. BALTER 29SEP2017	NAME CAP ASSEMBLY, 2 POSITION, STD DIA SEAL, HIGH TEMP, AMPSEAL 16	
0 PLC ±	1 PLC ±	PRODUCT SPEC 108-32602	SIZE A2	CAGE CODE 00779
2 PLC ±0.30	3 PLC ±	APPLICATION SPEC 114-32362	DRAWING NO C-2320913	RESTRICTED TO -
4 PLC ±	ANGLES ±	WEIGHT 9g	SCALE 4:1	SHEET 1
FINISH -	-	CUSTOMER DRAWING	OF 1	REV A2