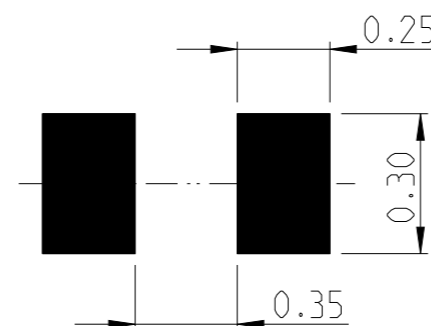
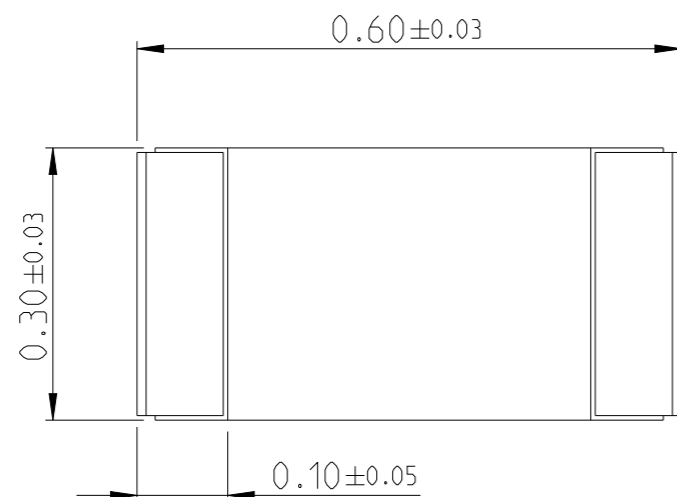


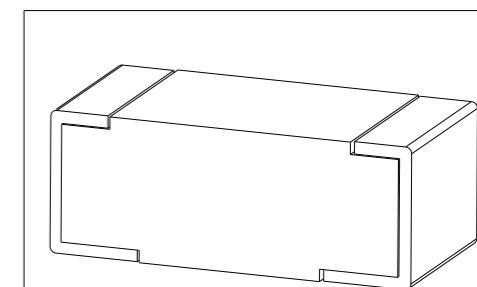
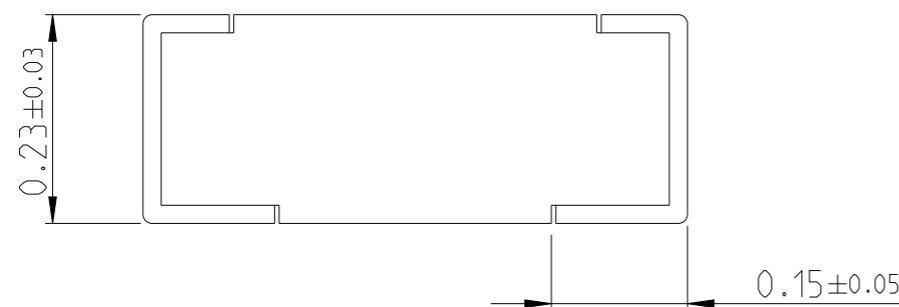
REVISIONS

P	LTR	DESCRIPTION	DATE	DWN	APVD
	BA	NEW DRAWING	25APR2012	KR	JC
	BA1	SCHEDULE ADDED TO DRAWING	03JUL2023	DM	AP

FOR FURTHER INFORMATION SEE DATA SHEET FOR THICK FILM CHIP RESISTORS - CRG SERIES



RECOMMENDED PCB PADS (mm)



THIS DRAWING IS A CONTROLLED DOCUMENT.

DWN 25APR2012  
RAGHAVENDRA K  
CHK 25APR2012  
ALLAN P  
APVD 25APR2012  
STEPHEN P



NAME THICK FILM CHIP RESISTORS - TYPE CRG 0201 SERIES

DIMENSIONS:	TOLERANCES UNLESS OTHERWISE SPECIFIED:
mm	
	0 PLC ±
	1 PLC ±0.5
	2 PLC ±0.13
	3 PLC ±0.013
	4 PLC ±0.0001
	ANGLES ±
MATERIAL	FINISH
-	-
-	-

PRODUCT SPEC -  
APPLICATION SPEC -  
WEIGHT -  
CUSTOMER DRAWING

SIZE	CAGE CODE	DRAWING NO	RESTRICTED TO
A3	00779	C=2176069	-
SCALE 1:1		SHEET 1 OF 2	REV BA1

REVISIONS

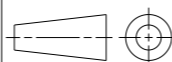
P	LTR	DESCRIPTION	DATE	DWN	APVD
-		SEE SHEET 1	-	-	-

Schedule

TCPN	Catalogue Number	Part Description	Part Status
2176069-5	CRG0201F162K	CRG0201 1% 162K	Production
1-2176069-0	CRG0201F205K	CRG0201 1% 205K	Production
1-2176069-7	CRG0201F287K	CRG0201 1% 287K	Production
1-2176069-9	CRG0201F316K	CRG0201 1% 316K	Production
2-2176069-9	CRG0201F511K	CRG0201 1% 511K	Production
3-2176069-7	CRG0201F750K	CRG0201 1% 750K	Production
4-2176069-3	CRG0201F1M0	CRG0201 1% 1M0	Production
4-2176069-4	CRG0201F30K	CRG0201 1% 30K	Production

THIS DRAWING IS A CONTROLLED DOCUMENT.

DIMENSIONS:  
mm



MATERIAL

TOLERANCES UNLESS OTHERWISE SPECIFIED:

0 PLC	±
1 PLC	±0.5
2 PLC	±0.13
3 PLC	±0.013
4 PLC	±0.0001
ANGLES	±

FINISH

DWN 25APR2012  
RAGHAVENDRA K

CHK 25APR2012  
ALLAN P

APVD 25APR2012  
STEPHEN P

PRODUCT SPEC

APPLICATION SPEC

WEIGHT

CUSTOMER DRAWING



TE Connectivity

NAME  
THICK FILM CHIP RESISTORS - TYPE  
CRG 0201 SERIES

SIZE	CAGE CODE	DRAWING NO	RESTRICTED TO
------	-----------	------------	---------------

A3	00779	©=2176069	-
----	-------	-----------	---

SCALE	1:1	SHEET	2 OF 2	REV	BA1
-------	-----	-------	--------	-----	-----