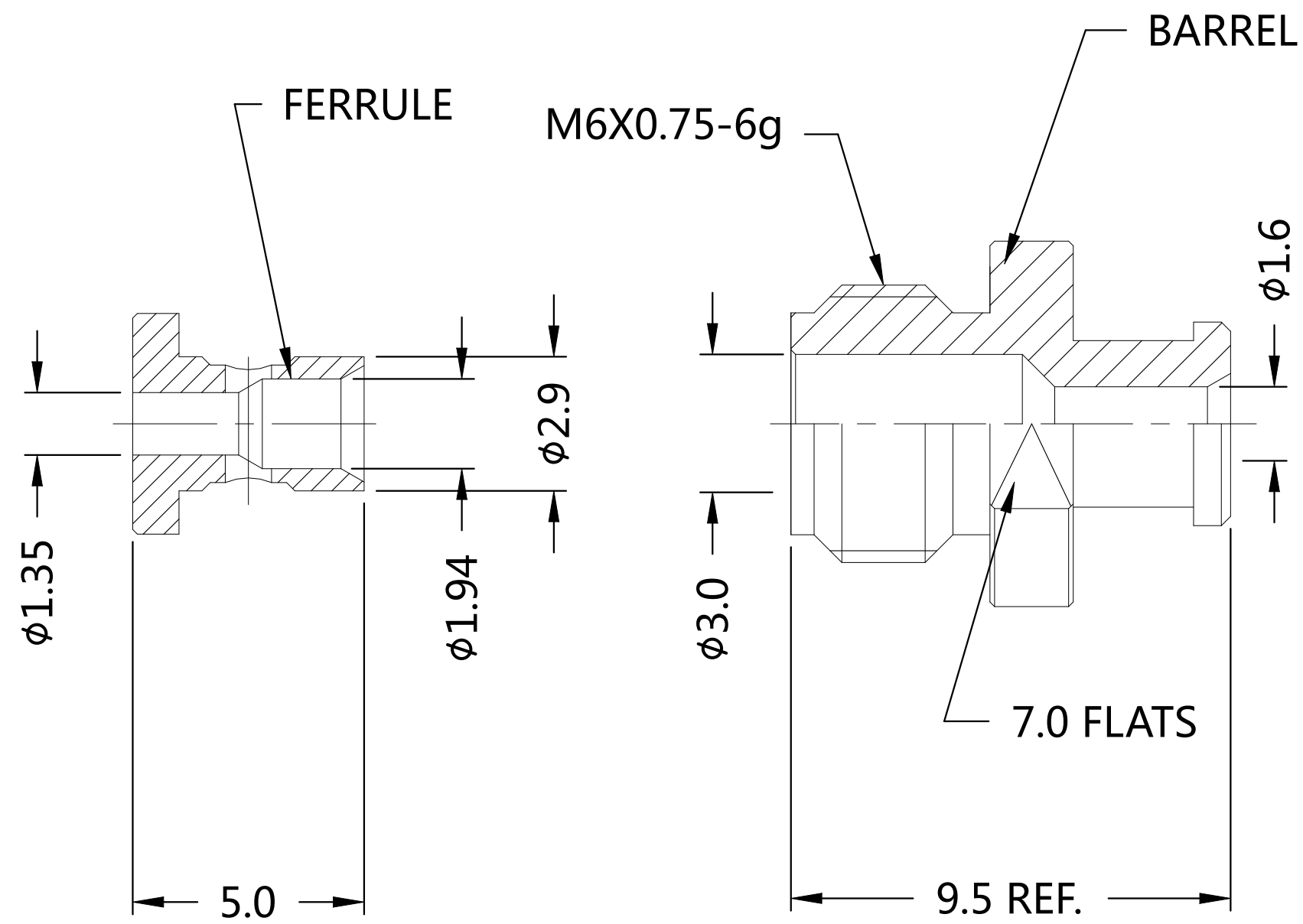
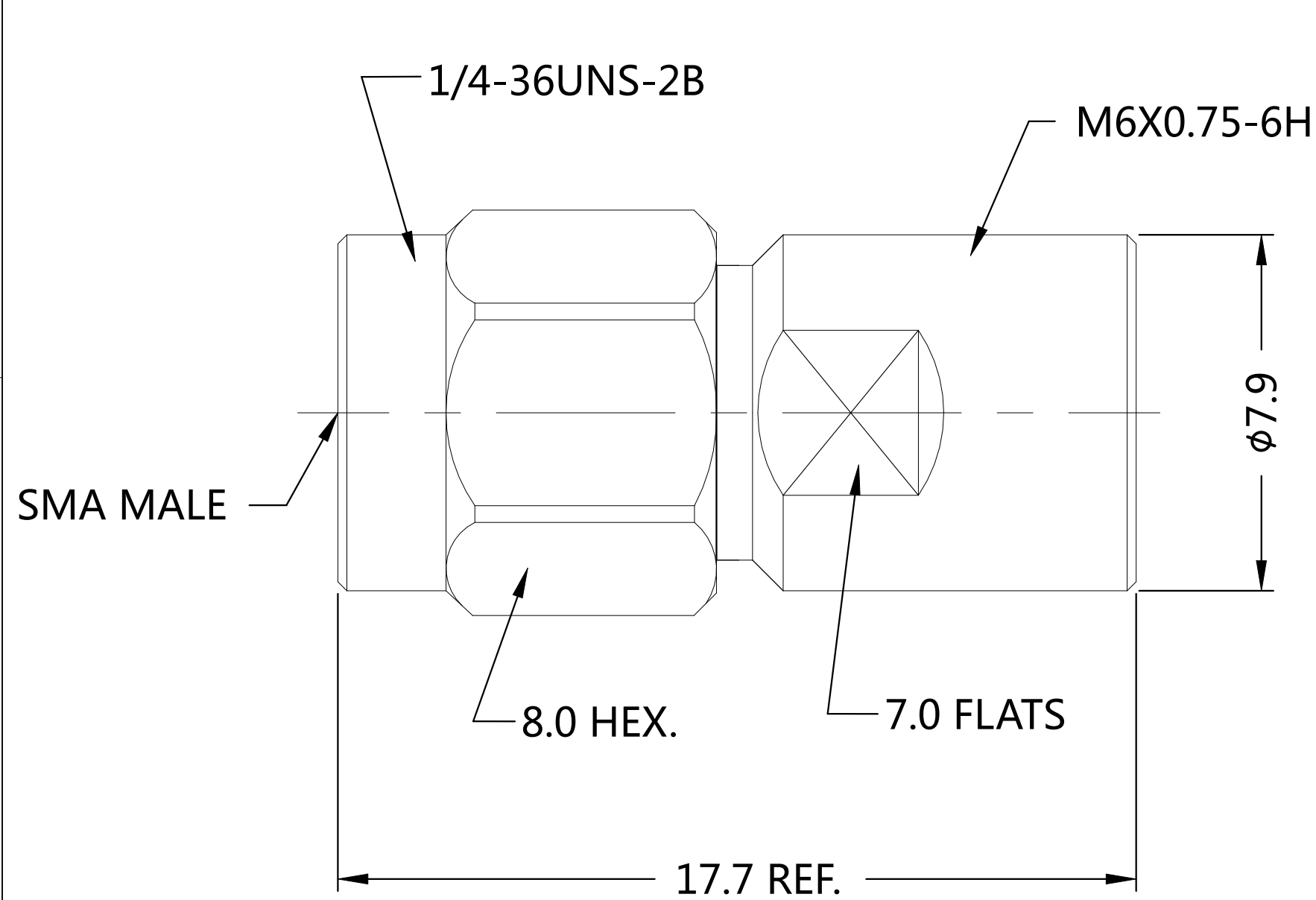
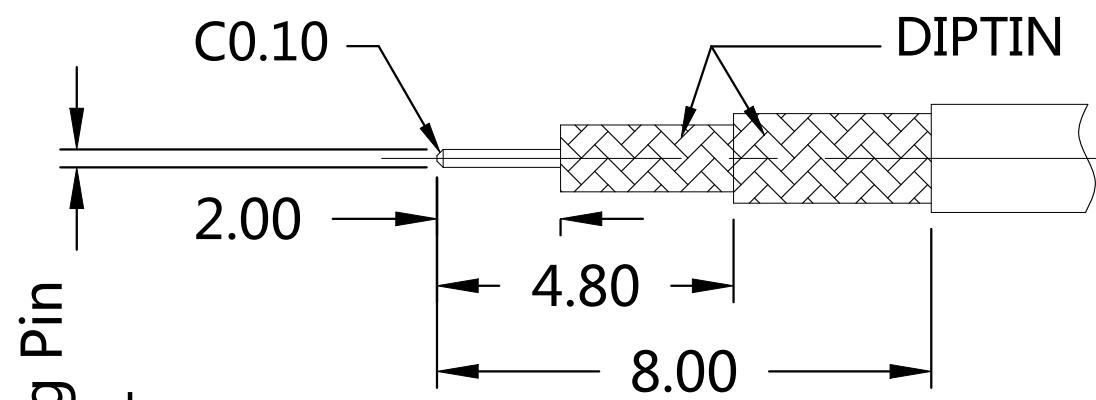


REVISIONS					
P	LTR	DESCRIPTION	DATE	DWN	APVD
A	GTP		20APR2022	ED	WH



NOTES:

- 1 PACK IN ACCORDANCE WITH TE SPEC 107-3275
- 2 ALL DIMENSIONS ARE NOMINAL FOR REFERENCE ONLY UNLESS OTHERWISE STATED
- 3 GOLD PLATING 0.254um MIN OVER NIKEL PLATING 1.27um MIN OVER COPPER PLATING 1.27um MIN
- 4 GOLD PLATING 0.762um MIN OVER NIKEL PLATING 1.27um MIN OVER COPPER PLATING 1.27um MIN



Connector Matching Pin  
OD: Ø0.28~0.31

1) RECOMMENDED CABLE STRIPPING DIM'S

ELECTRICAL	MECHANICAL	ENVIRONMENTAL
Impedance (Ohm) _____50	Interface Dimension MIL-STD-348B Fig. _____310-2	TEMPERATURE RANGE _____ -65°C TO + 165°C
Frequency Range (GHz) _____DC to 27GHz	Recommended Coupling Torque _____7 to 10 In-Lbs	THERMAL SHOCK _____MIL-STD-202, METH.107, COND.B
Voltage Rating (Peak) _____@ Sea Level 335 V RMS	Force to Engage and Disengage (In/lbs) _____2.0 MAX	CORROSION _____MIL-STD-202, METH.101, COND.B
Insulation Resistance (MIN.) _____5000 M ohms	Center Contact Captivation Axial (Lbs) _____6.0 Radial (In/Oz) _____N/A	VIBRATION _____MIL-STD-202, METH.204, COND.D
Contact Resistance (Milliohms MAX) Center Contact _____3.0 Outer Contact _____2.0	Cable Retention Axial (Lbs) _____N/A	SHOCK _____MIL-STD-202, METH.213, COND.I
Dielectric Withstand Voltage: _____750 V RMS Max	Mating cycles _____500 cycles	MOISTURE RESISTANCE _____MIL-STD-202, METH.106.
Insertion Loss : _____0.1*SQRT(F) dB		ROHS _____COMPLIANT
VSWR: _____1.3 MAX(DC-27GHz)		
RF leakage: _____N/A		
3rd Intermodulation: _____N/A		

QUANTITY	PER ASSY	PARTS LIST
1	3	BRASS BARREL 5
1	3	BRASS FERRULE 4
1	/	PTFE INSULATOR 3
1	4	BeCu CENTER CONTACT 2
1	PASSIVATION	STAINLESS STEEL BODY 1
2081899-1	PLATING	MATERIAL DESCRIPTION ITEM

THIS DRAWING IS A CONTROLLED DOCUMENT.		DWN ED 30NOV2021	TE Connectivity	
DIMENSIONS: mm		CHK RZ 30NOV2021		
TOLERANCES UNLESS OTHERWISE SPECIFIED:		APVD WH 30NOV2021	NAME	
0 PLC ± -		PRODUCT SPEC	EP-SMA,PLUG,STRAIGHT,27GHz, SOLDER, MATCH WITH 047 CABLE	
1 PLC ± 0.3		APPLICATION SPEC	SIZE	CAGE CODE
2 PLC ± 0.2			A2	00779
3 PLC ± 0.1		WEIGHT	DRAWING NO	
4 PLC ± -		0	C=2081899	
ANGLES ± 5°		CUSTOMER DRAWING	SCALE	SHEET
FINISH			8:1	1 of 1
MATERIAL SEE TABLE			REV	A