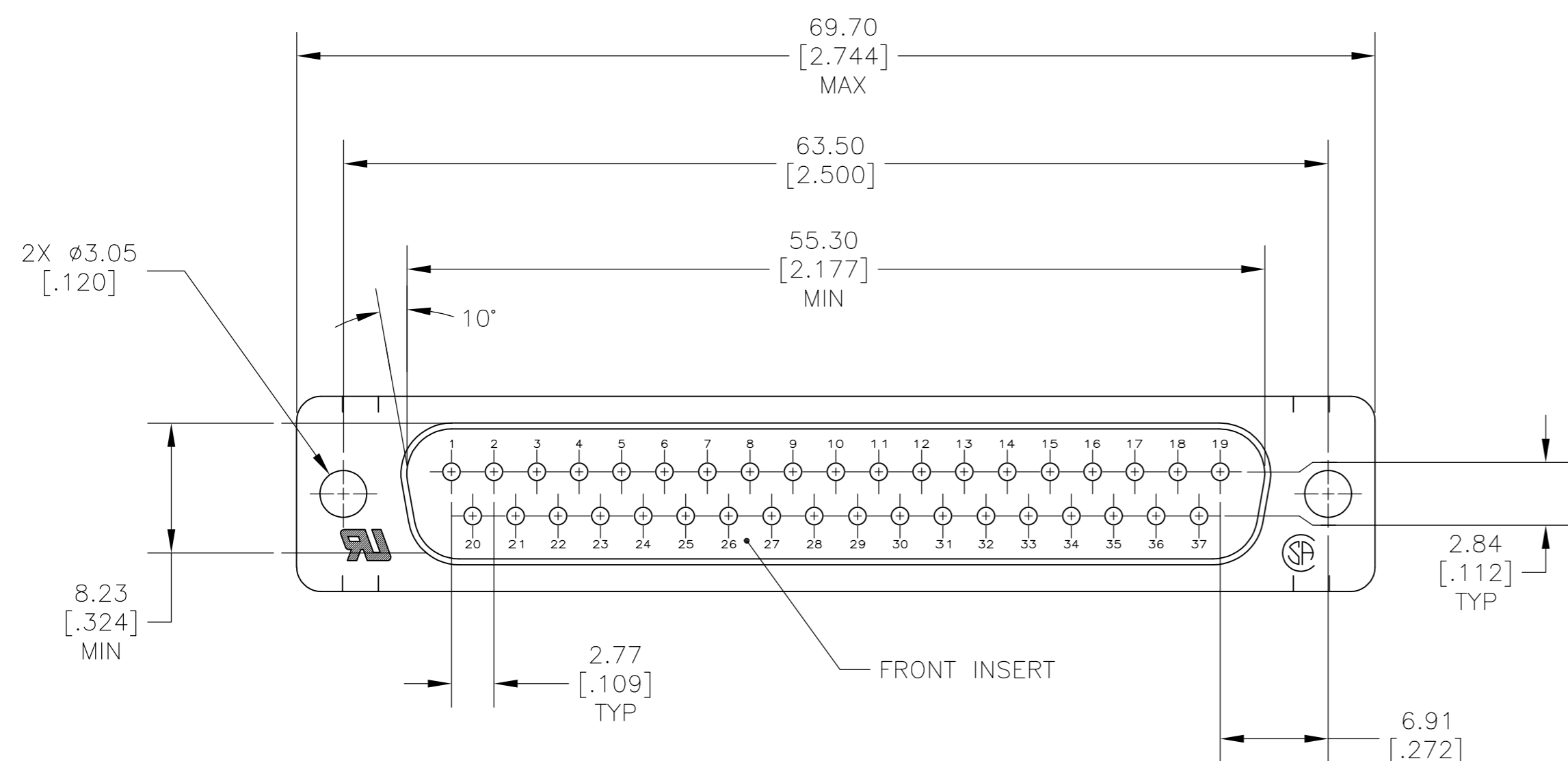


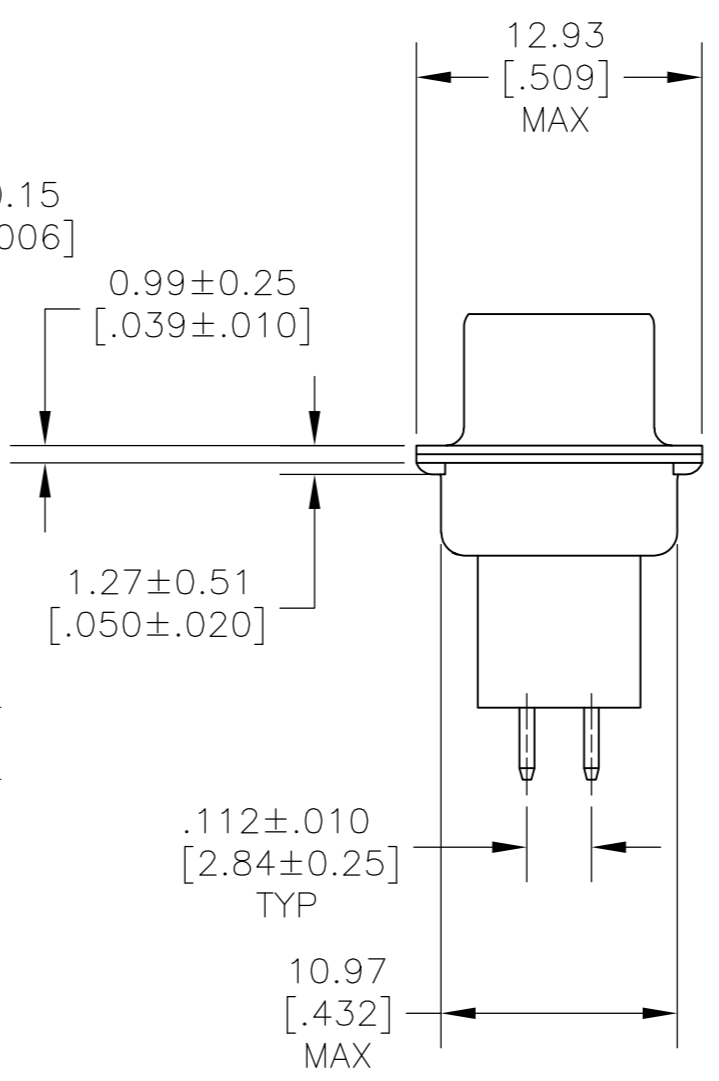
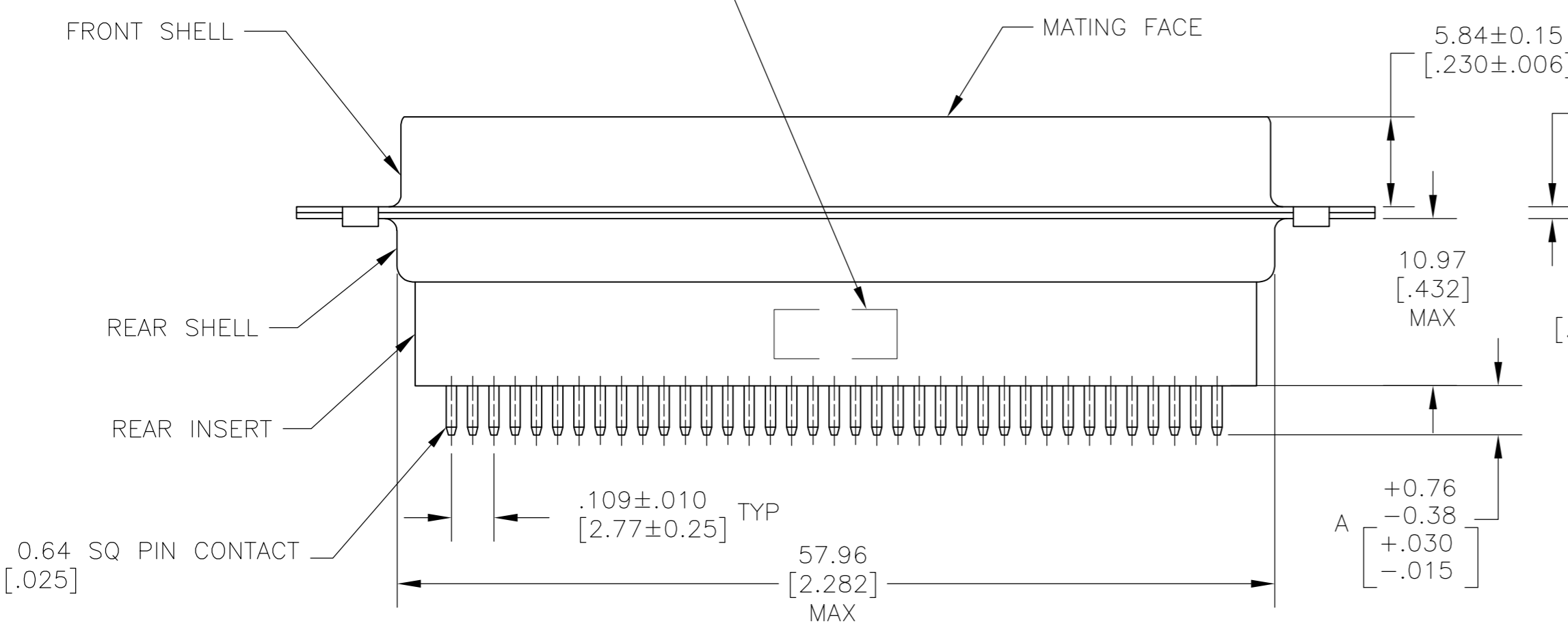
THIS DRAWING IS UNPUBLISHED. RELEASED FOR PUBLICATION
 © COPYRIGHT 2005 By - ALL RIGHTS RESERVED.

| LOC | | DIST | | REVISIONS | | | |
|-----|-----|-------------|---------------------------|-----------|------|----|--|
| P | LTR | DESCRIPTION | DATE | DWN | APVD | | |
| GP | 00 | AB | REVISED PER ECO-14-011808 | 09AUG2014 | AP | SB | |

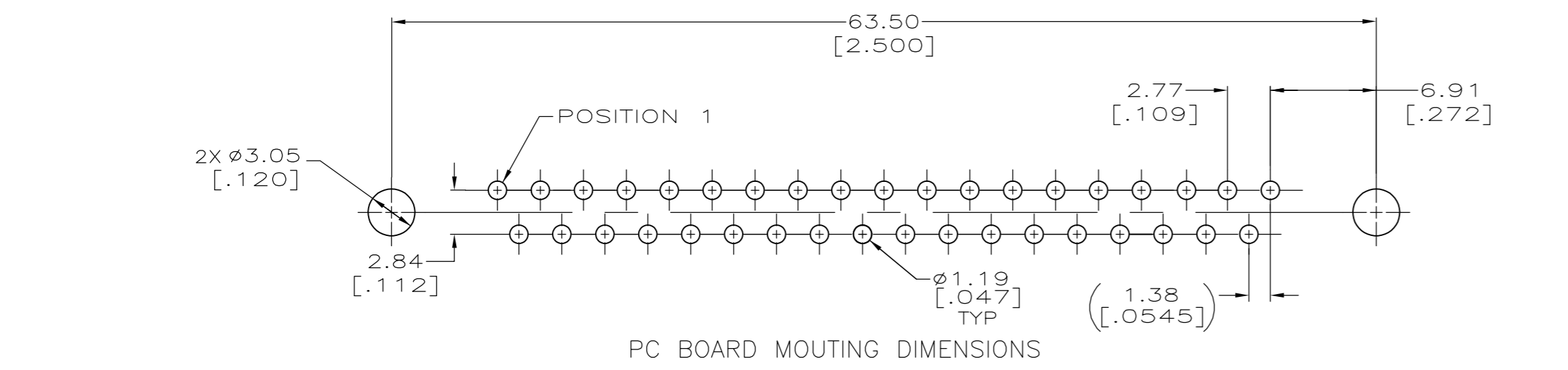


- ⚠ MOLDED PARTS: GLASS-FILLED PBT OR GLASS-FILLED NYLON, UL94V-0 RATED. COLOR: BLACK
SHELLS: CARBON STEEL. BLACK.
CONTACTS: BRASS.
- ⚠ SHELLS: 5.08µm [.000200] MIN ZINC WITH YELLOW CHROMATE COATING.
CONTACTS: GOLD PLATED FOR LENGTH OF 3.81 [.150] MIN FROM MATING END, 0.76µm [.000030] MIN GOLD IN MATED AREA, 2.54µm [.000100] MIN TIN-LEAD ON SOLDER END, BOTH OVER 1.27µm [.000050] MIN NICKEL.
OR
GOLD FLASH OVER PALLADIUM NICKEL PLATED FOR LENGTH OF 3.81 [.150] MIN FROM MATING END, 0.76µm [.000030] MIN TOTAL IN MATED AREA, 2.54µm [.000100] MIN TIN-LEAD ON SOLDER END, BOTH OVER 1.27µm [.000050] MIN NICKEL.
- 3. NOTE DELETED.
- 4. NOTE DELETED.
- 5. NOTE DELETED.
- ⚠ NOTE DELETED.
- ⚠ GOLD PLATED FOR LENGTH OF 3.81 [.150] MIN FROM MATING END, GOLD FLASH IN MATED AREA. 2.54µm [.000100] MIN TIN-LEAD ON SOLDER END, ALL OVER 1.27µm [.000050] MIN NICKEL.

AMP, PART NO & DATE CODE MARKED IN AREA INDICATED, ON FAR SIDE



| | | | |
|-------------------|----------------|--------------|-------------|
| SUPSD BY 205714-7 | - | - | 205714-8 |
| | ⚠ | 4.78 [.188] | 205714-7 |
| OBSOLETE | ⚠ | 16.54 [.651] | 205714-6 |
| OBSOLETE | - | - | 205714-5 |
| SUPSD BY 205714-7 | ⚠ | 10.85 [.427] | 205714-4 |
| SUPSD BY 205714-7 | ⚠ | 10.85 [.427] | 205714-3 |
| SUPSD BY 205714-7 | ⚠ | 3.18 [.125] | 205714-2 |
| SUPSD BY 205714-7 | ⚠ | 3.18 [.125] | 205714-1 |
| | CONTACT FINISH | A | PART NUMBER |



THIS DRAWING IS A CONTROLLED DOCUMENT.

| | | | | |
|-------------------------|--|-------------------------------|-----------|--|
| DIMENSIONS: mm [INCHES] | TOLERANCES UNLESS OTHERWISE SPECIFIED: | DWN J. POLIGNONE 01FEB07 | | TE Connectivity |
| 0 PLC ± - | 1 PLC ± - | CHK E. BRIANT 01FEB07 | | PLUG ASSY, SIZE 4, 37 POS, VERTICAL, AMPLIMITE HDP |
| 2 PLC ± 0.13 [.005] | 3 PLC ± - | APVD E. BRIANT 01FEB07 | | 108-40025 |
| 4 PLC ± - | ANGLES ± - | PRODUCT SPEC APPLICATION SPEC | | 114-40013 |
| MATERIAL | FINISH | WEIGHT - | SIZE A2 | CAGE CODE 00779 |
| | | CUSTOMER DRAWING | SCALE NTS | DRAWING NO C=205714 |

RESTRICTED TO - SHEET 1 OF 1 REV AB