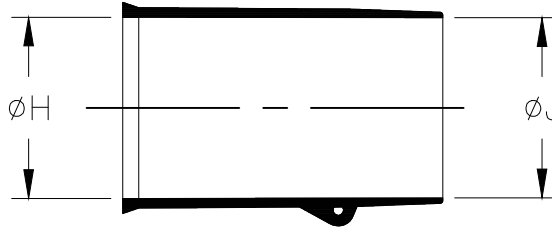


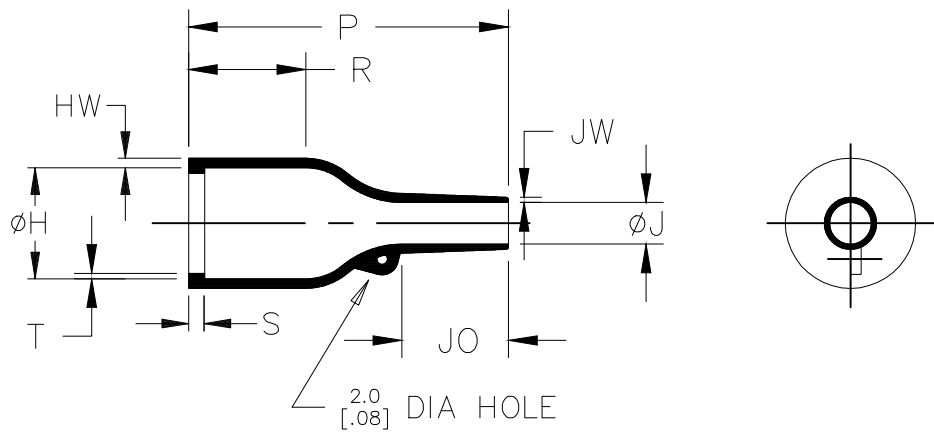
REVISIONS

P	LTR	DESCRIPTION	DATE	DWN	APVD
	5	PRODUCTION ISSUE	31JAN2019	PNT	MT

a) Part as supplied.



b) Part after unrestricted recovery.



DIMENSIONS in millimetres
[in inches, for reference]

Part No.	H		J		P	R	S	T	JO	HW	JW
	Min a	Max b	Min a	Max b	±10% b	±10% b	±10% b	±10% b	±10% b	±10% b	±20% b
202K163-*--02	43 [1.69]	28.2 [1.11]	43 [1.69]	9.9 [.39]	59 [2.32]	21 [.83]	3.0 [.12]	1.7 [.07]	21.0 [.83]	2.2 [.09]	1.0 [.04]
202K174-*--02	60 [2.36]	35.1 [1.38]	60 [2.36]	15.7 [.62]	90 [3.54]	32 [1.26]	3.0 [.12]	1.7 [.07]	39.0 [1.54]	3.2 [.13]	1.5 [.06]
202K185-*--02	66 [2.60]	44.5 [1.75]	66 [2.60]	16.8 [.66]	130 [5.12]	50 [1.97]	3.0 [.12]	2.0 [.08]	51.5 [2.03]	3.8 [.15]	2.0 [.08]

This is a trimmed variant Modified dimensions: - #

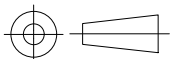
RELEASED FOR PUBLICATION

ALL RIGHTS RESERVED.

THIS DRAWING IS UNPUBLISHED.

TE Connectivity Ltd. COPYRIGHT

DIMENSIONS: mm [INCHES]	DWN PRAVEEN N T	31JAN2019	MATERIAL	SEE SHEET 2	FINISH	-
	CHK N NAGAR	31JAN2019	TE Connectivity Ltd.			
TOLERANCES UNLESS OTHERWISE SPECIFIED:	APVD M TAYLOR	31JAN2019				
0 PLC ± -	PRODUCT SPEC	-	NAME MOULDED BOOT, STRAIGHT, WITH LIP			
1 PLC ± -	APPLICATION SPEC	-	SIZE	CAGE CODE	DRAWING NO	RESTRICTED TO
2 PLC ± -			A4	00779	202K1XX-XX-02-0	-
3 PLC ± -			WEIGHT			
4 PLC ± -			CUSTOMER DRAWING			
ANGLES ± -			SCALE	DNS	SHEET	1 OF 2
						REV 5



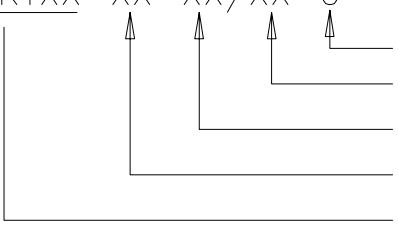
REVISIONS				
P	LTR	DESCRIPTION	DATE	APVD
	-	SEE SHEET 1	-	-

COMPATIBILITY CHART

Material Dash Number	Material Description	RT Spec	Coating Slash No.	Coating S No.
-3	POLYOLEFIN, SEMI-RIGID	RT-301	/42, /86, /180	S1017; S1048; S1030
-4	POLYOLEFIN, FLEXIBLE	RT-1304	/42, /86, /180	S1017; S1048; S1030
-25	ELASTOMER, FLUID RESISTANT	RW-2070	/42, /86, /225	S1017; S1048; S1206

Ordering Information

202K1XX-XX-XX/XX-0



- Color designator
- Adhesive Slash Number (if required see compatibility chart)
- Modification number
- Material Dash Number (see compatibility chart)
- Base Part Number

NOTES

- As supplied dimensions are for uncoated parts, when coating is added, entry diameters will reduce by 1.5mm[.06] Max.

RELEASED FOR PUBLICATION

ALL RIGHTS RESERVED.

© COPYRIGHT - TE Connectivity Ltd.

THIS DRAWING IS UNPUBLISHED.

DIMENSIONS: mm [INCHES]	DWN PRAVEEN N T 31JAN2019	MATERIAL -	FINISH -
	CHK N NAGAR 31JAN2019	TE Connectivity Ltd.	
TOLERANCES UNLESS OTHERWISE SPECIFIED: 0 PLC ± - 1 PLC ± - 2 PLC ± - 3 PLC ± - 4 PLC ± - ANGLES ± -	APVD M TAYLOR 31JAN2019		
	PRODUCT SPEC -	SIZE A4	CAGE CODE 00779
	APPLICATION SPEC -	DRAWING NO G-202K1XX-XX-02-0	RESTRICTED TO -
	WEIGHT -	CUSTOMER DRAWING	
		SCALE DNS	SHEET 2 OF 2
		REV 5	

