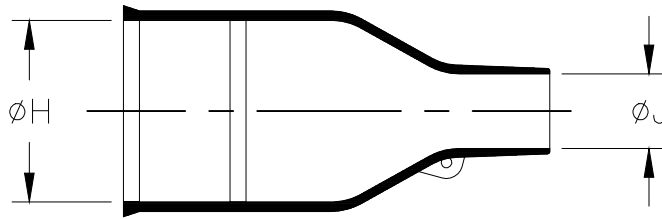


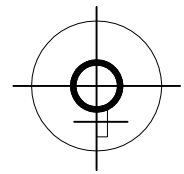
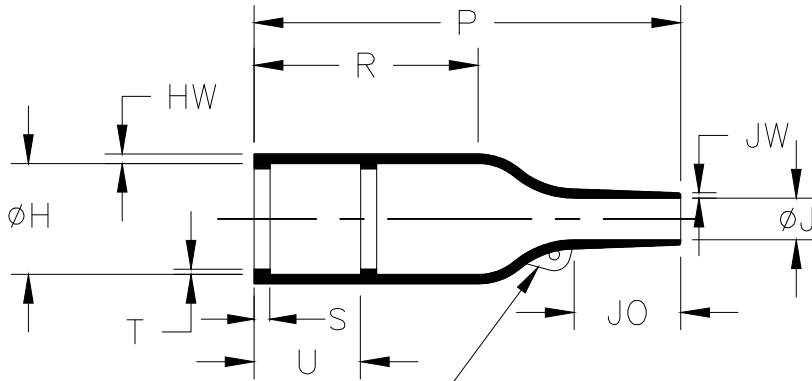
REVISIONS

P	LTR	DESCRIPTION	DATE	DWN	APVD
	4	PRODUCTION ISSUE	31JAN2019	PNT	MT

a) Part as supplied.



b) Part after unrestricted recovery.



2.0mm [.079] DIA HOLE
(See note 2 regarding eyelet feature)

DIMENSIONS in millimetres
[in inches, for reference]

Part No.	H		J		P	R	S	T	U	JO	HW	JW
	Min a	Max b	Min a	Max b	±10% b	±10% b	±10% b	±10% b	±10% b	±10% b	±20% b	±20% b
202K121-12-01	24 [.94]	10.4 [.41]	12 [.47]	5.6 [.22]	26 [1.02]	9 [.35]	3.0 [.12]	1.0 [.04]	①	8.5 [.33]	1.6 [.06]	0.5 [.02]
202K132-12-01	30 [1.18]	14.2 [.56]	14 [.55]	5.9 [.23]	43 [1.69]	20 [.79]	3.0 [.12]	1.0 [.04]	①	11.5 [.45]	1.8 [.07]	1.0 [.04]
202K142-12-01	31 [1.22]	18.0 [.71]	15 [.59]	7.1 [.28]	47 [1.85]	15 [.59]	3.0 [.12]	1.0 [.04]	①	17.0 [.67]	1.8 [.07]	1.0 [.04]
202K153-12-01	36 [1.42]	22.4 [.88]	18 [.71]	8.4 [.33]	60 [2.36]	22 [.87]	3.0 [.12]	1.0 [.04]	①	19.5 [.77]	2.0 [.08]	1.0 [.04]
202K163-12-01	42 [1.65]	28.2 [1.11]	21 [.83]	9.9 [.39]	79 [3.11]	41 [1.61]	3.0 [.12]	1.7 [.07]	20 [.79]	21.0 [.83]	2.2 [.09]	1.0 [.04]
202K174-12-01	60 [2.36]	35.1 [1.38]	35 [1.38]	15.7 [.62]	110 [4.33]	52 [2.05]	3.0 [.12]	1.7 [.07]	20 [.79]	39.0 [1.54]	3.2 [.13]	1.5 [.06]
202K185-12-01	66 [2.60]	44.5 [1.75]	38 [1.50]	16.8 [.66]	150 [5.91]	70 [2.76]	3.0 [.12]	2.0 [.08]	20 [.79]	51.5 [2.03]	3.8 [.15]	2.0 [.08]

This is a trimmed variant Modified dimensions: - #

RELEASED FOR PUBLICATION

ALL RIGHTS RESERVED.

TE Connectivity Ltd.

THIS DRAWING IS UNPUBLISHED.

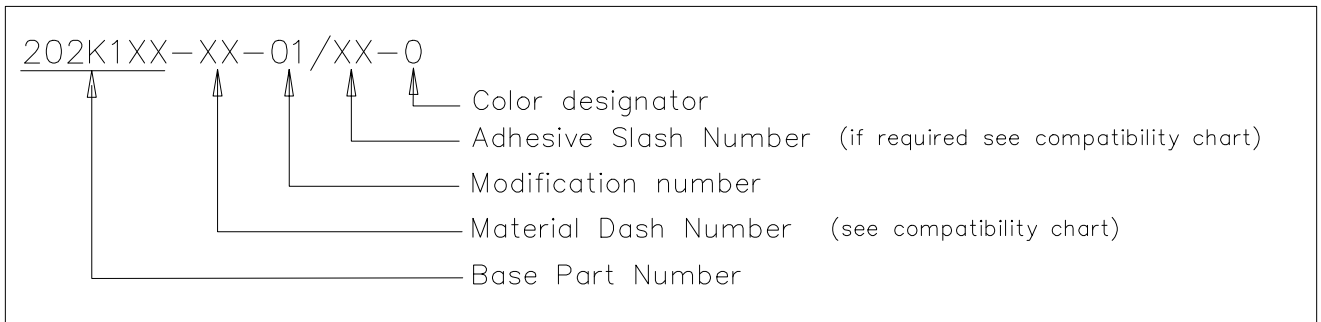
DIMENSIONS: mm [INCHES]	DWN PRAVEEN N T	31JAN2019	MATERIAL	SEE SHEET 2	FINISH	-
	CHK N NAGAR	31JAN2019	TE Connectivity Ltd.			
TOLERANCES UNLESS OTHERWISE SPECIFIED:	APVD M TAYLOR	31JAN2019				
0 PLC ± -	PRODUCT SPEC	-	NAME BOOT, STRAIGHT WITH LIP			
1 PLC ± -	APPLICATION SPEC	-	SIZE	CAGE CODE	DRAWING NO	RESTRICTED TO
2 PLC ± -	WEIGHT	-	A4	00779	202K1XX-12-01-0	-
3 PLC ± -		CUSTOMER DRAWING	SCALE	DNS	SHEET	1 OF 2
4 PLC ± -		ANGLES ± -	REV	4		

REVISIONS					
P	LTR	DESCRIPTION	DATE	DWN	APVD
	-	SEE SHEET 1	-	-	-

COMPATIBILITY CHART

MATERIAL DASH NO.	MATERIAL DESCRIPTION	RT SPEC	COATING SLASH NO.	COATING S NO.
-12	Fluoroelastomer, flexible	RT-1312	N/A	N/A

Ordering Information



NOTES

- 1) Dimension U does not apply on sizes 202K121 thru 202K153.
- 2) Part is supplied without eyelet feature as standard
If eyelet feature is required, add CS-1863 to description: -
202K132-12-01-CS-1836-0
If eyelet feature and clip is required, add CS-1858 to description: -
202K132-12-01-CS-1858-0
- 3) As supplied dimensions are for uncoated parts, when coating is added entry diameters will reduce by 1.5mm[.06] Max.

RELEASED FOR PUBLICATION

ALL RIGHTS RESERVED.

© COPYRIGHT - TE Connectivity Ltd.

THIS DRAWING IS UNPUBLISHED.

DIMENSIONS: mm [INCHES]	DWN PRAVEEN N T	31JAN2019	MATERIAL	-	FINISH	-
	CHK N NAGAR	31JAN2019	TE Connectivity Ltd.			
TOLERANCES UNLESS OTHERWISE SPECIFIED:	APVD M TAYLOR	31JAN2019				
0 PLC ± -	PRODUCT SPEC	-	NAME	BOOT, STRAIGHT WITH LIP		
1 PLC ± -	APPLICATION SPEC	-	SIZE	CAGE CODE	DRAWING NO	RESTRICTED TO
2 PLC ± -	WEIGHT	-	A4	00779	202K1XX-12-01-0	-
3 PLC ± -			CUSTOMER DRAWING			
4 PLC ± -			SCALE	DNS	SHEET	2 OF 2
ANGLES ± -						REV 4

