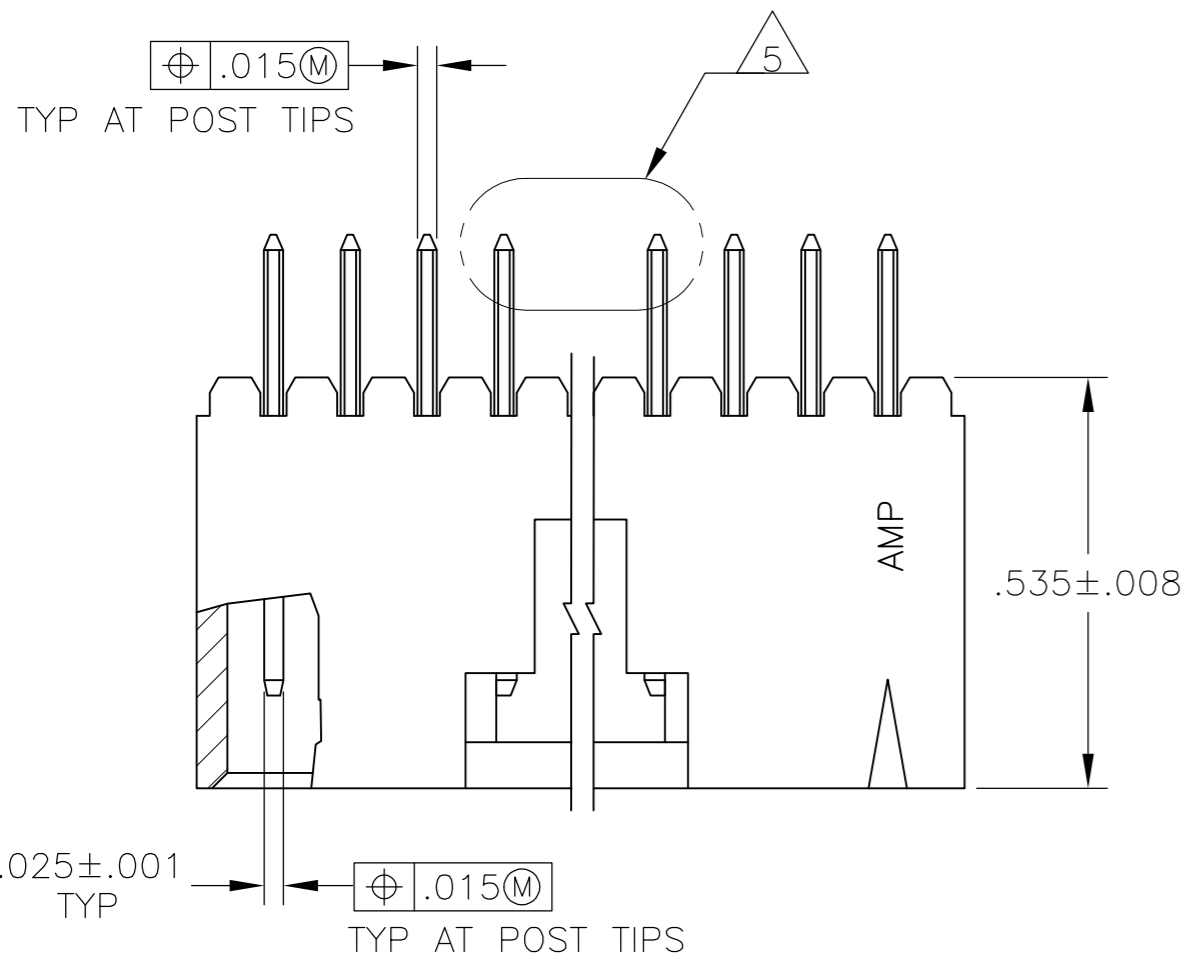


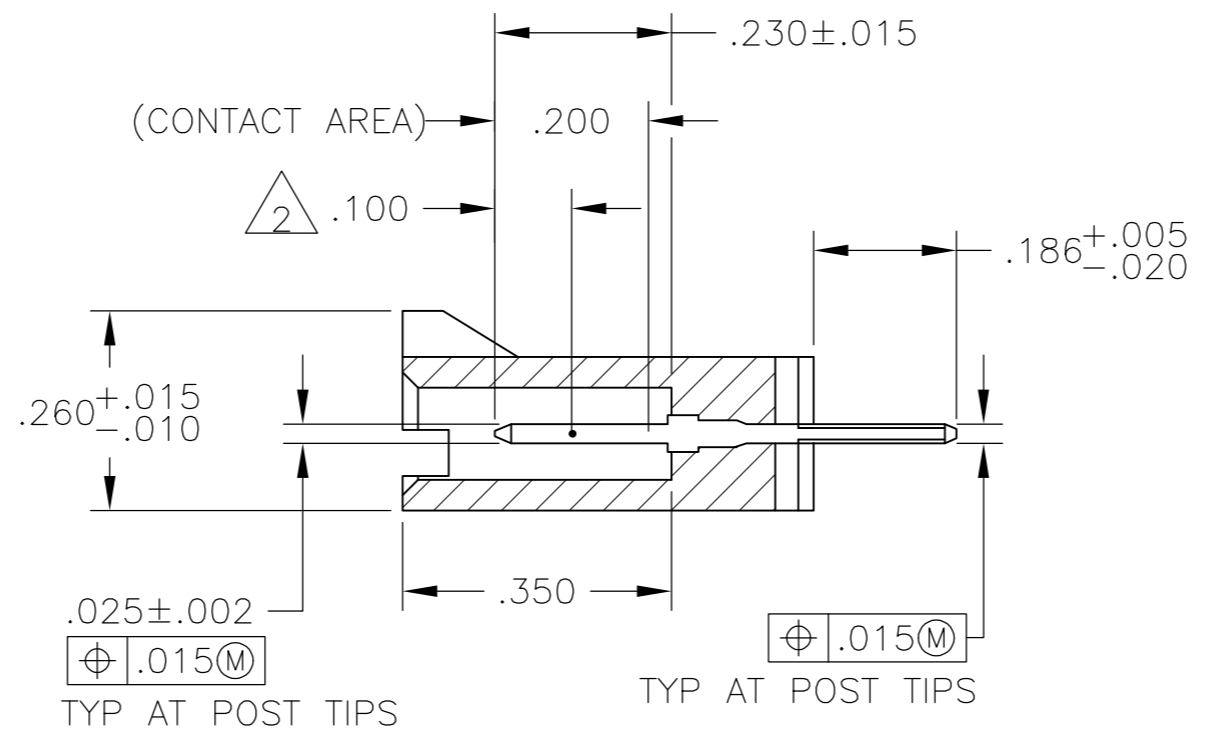
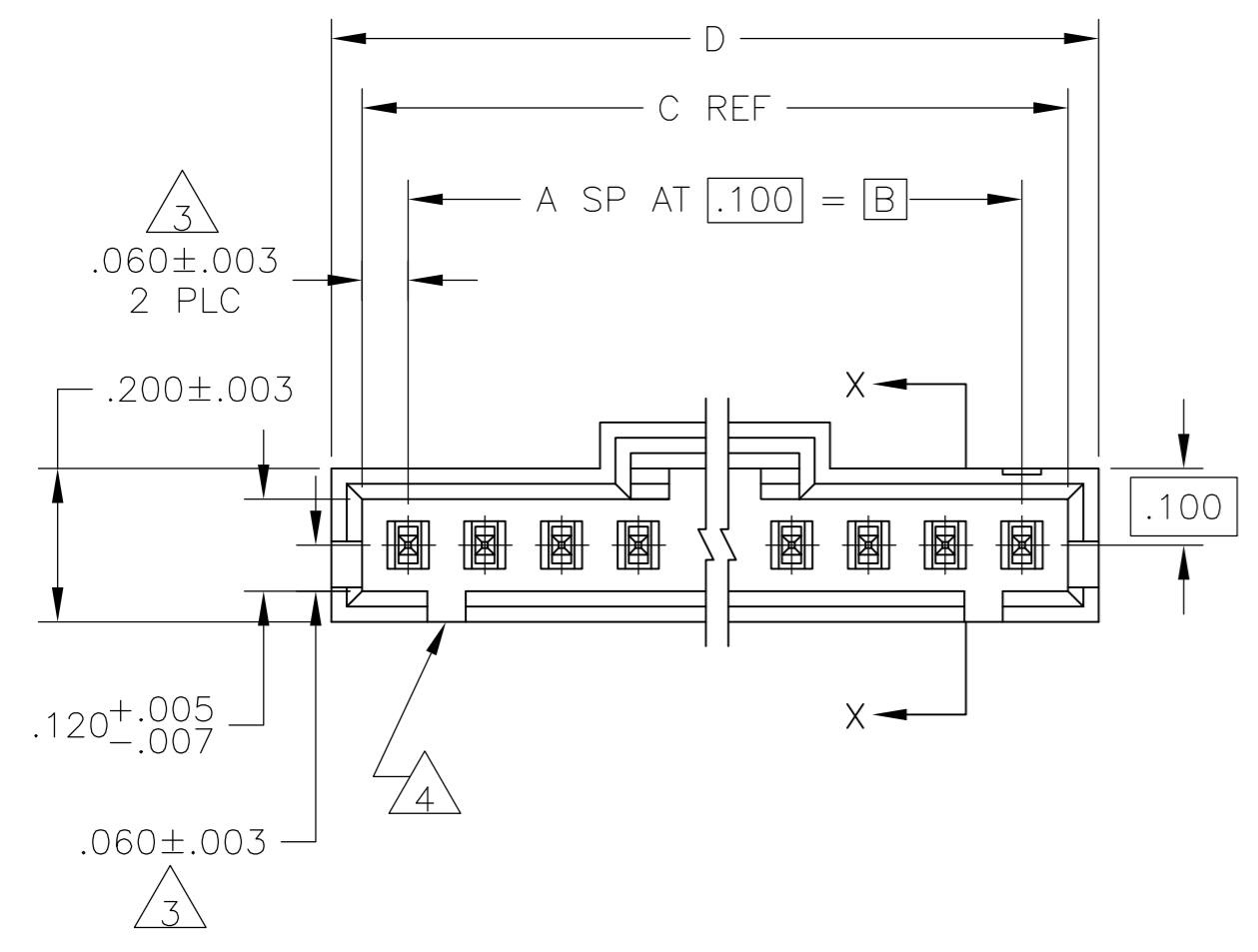
THIS DRAWING IS UNPUBLISHED. RELEASED FOR PUBLICATION  
 © COPYRIGHT - By - ALL RIGHTS RESERVED.

LOC		DIST		REVISIONS			
P	LTR	DESCRIPTION		DATE	DWN	APVD	
		2		REVISED PER ECO-12-008131	30APR12	HMR	MM

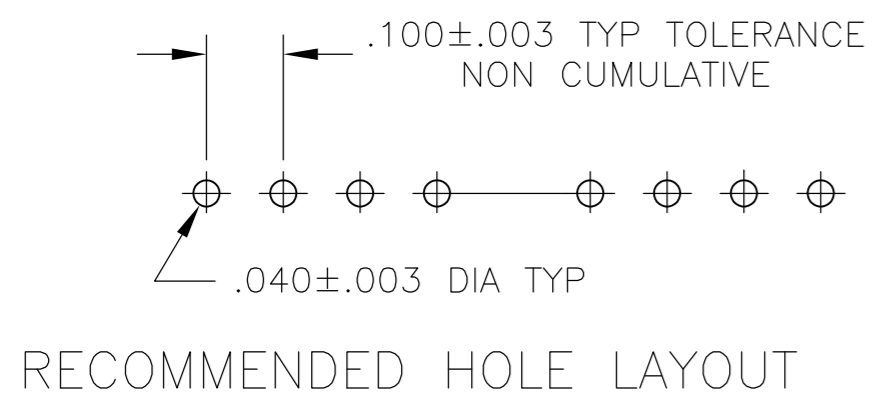


- 1 .000030 GOLD IN THE CONTACT AREA, .000100-.000200 MATTE TIN ON THE SOLDER TAIL, ALL OVER .000050 NICKEL
- 2 POINT OF MEASUREMENT FOR PLATING THICKNESS
- 3 THESE DIMENSIONS APPLY WHERE THE POST INTERSECTS THE HOUSING
- 4 ON ASSEMBLIES WITH FOUR OR MORE POSITIONS, TWO POLARIZATION SLOTS. ON ASSEMBLIES WITH TWO OR THREE POSITIONS, ONE POLARIZATION SLOT.
- 5 SELECT POST TAILS FORMED TO PROVIDE CONNECTOR HOLD DOWN UNTIL SOLDERED. CONFIGURATION ACCEPTS .027-.080 THICK PRINTED CIRCUIT BOARD. (SEE DETAIL Z)

# PRELIMINARY - NOT RELEASED FOR PRODUCTION



SECTION X-X



.400	.320	.200	2	3	1977064-2
1.700	1.620	1.500	15	16	1977064-1
D	C	B	A	NO OF POSN	ASSEMBLY PART NUMBER

THIS DRAWING IS A CONTROLLED DOCUMENT.		DWN	R BROWN	02MAR2007	 TE Connectivity
DIMENSIONS: INCHES		CHK	J GESFORD	02MAR2007	
TOLERANCES UNLESS OTHERWISE SPECIFIED:		APVD	J GESFORD	02MAR2007	
0 PLC ± - 1 PLC ± - 2 PLC ± - 3 PLC ± .005 4 PLC ± - ANGLES ± -		PRODUCT SPEC	NAME		
MATERIAL HOUSING: FLAME RETARDANT THERMOPLASTIC COLOR-BLACK CONTACTS-BRASS		FINISH	1		HEADER ASSY, AMPMODU MTE, VERTICAL, SINGLE ROW, .100 QL, .025 SQ POSTS WITH LATCH & RETENTIVE POSTS
CUSTOMER DRAWING		WEIGHT	-		SIZE A2 CAGE CODE 00779 DRAWING NO. 1977064
SCALE 4:1		SHEET	1 of 1		RESTRICTED TO - REV 2