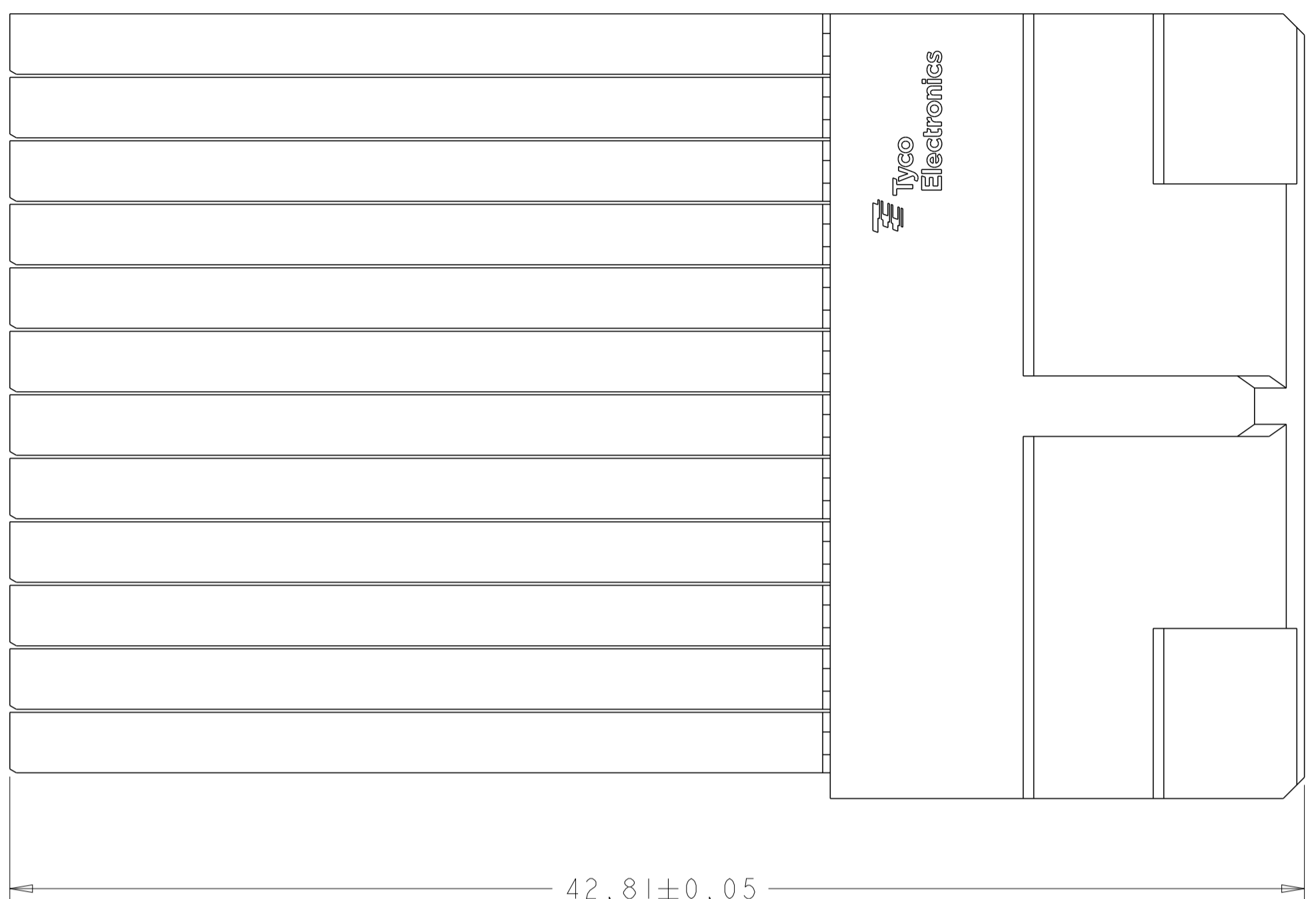
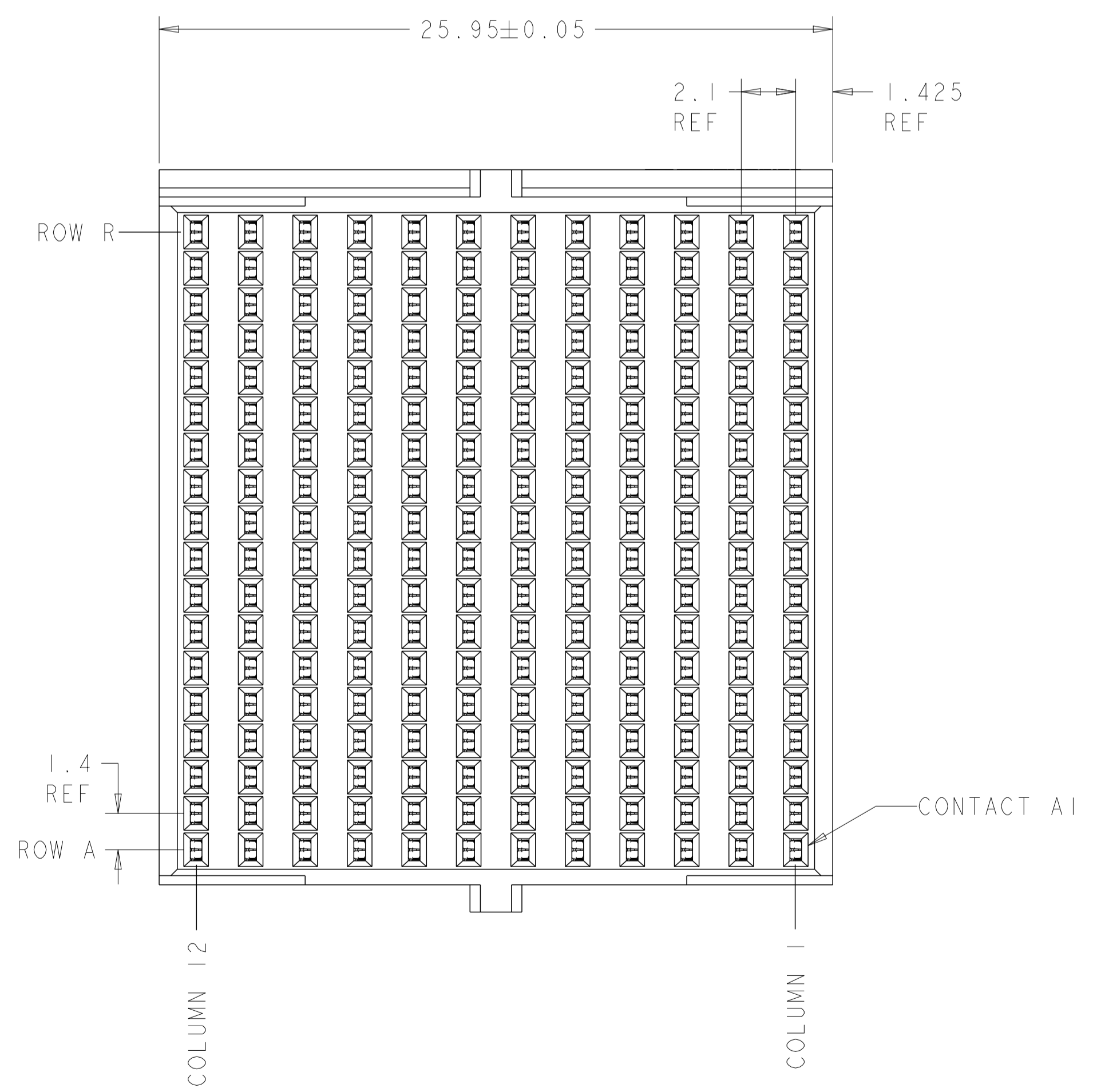
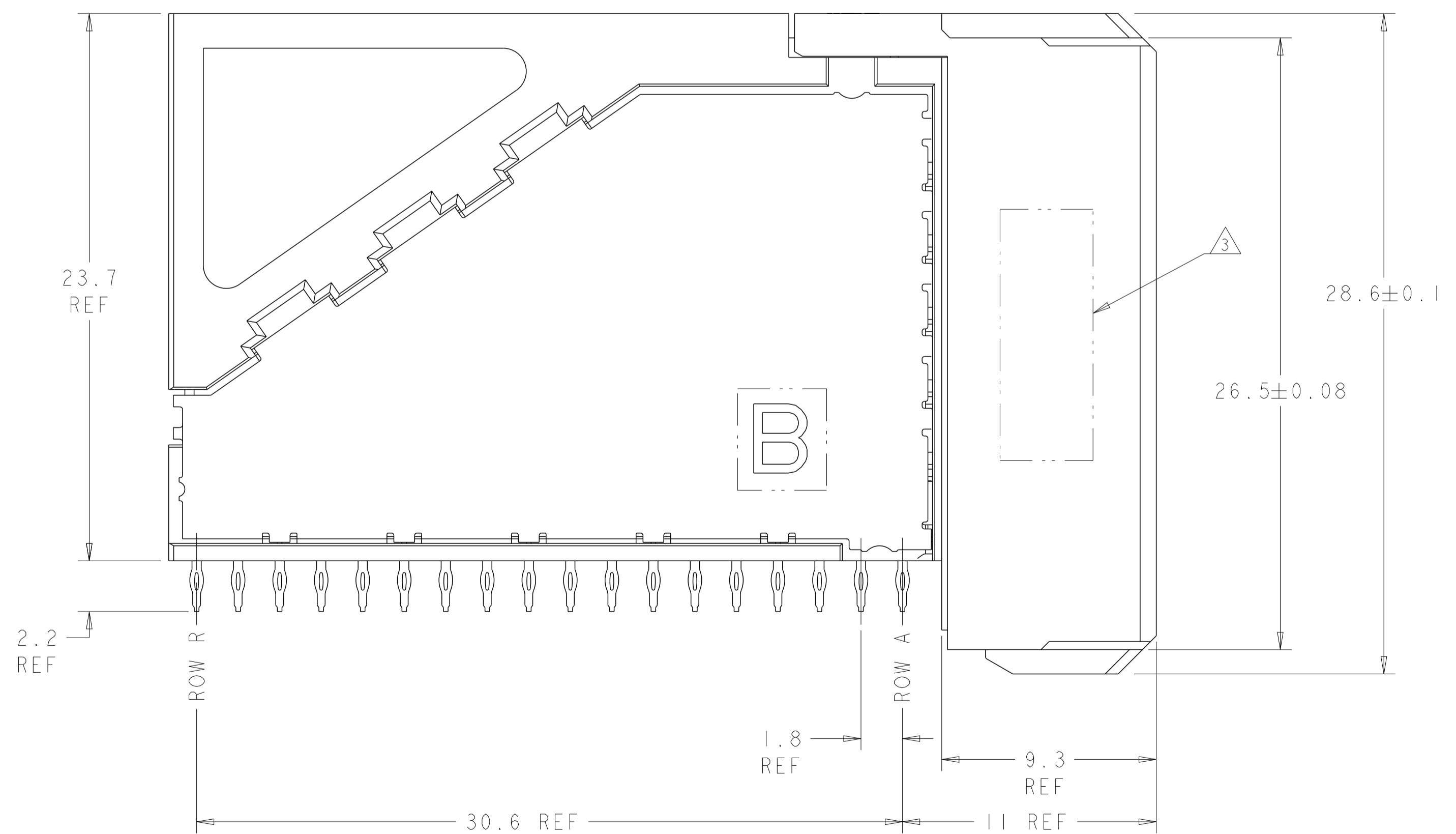


LOC		DIST		REVISIONS			
P	LTN	DESCRIPTION	DATE	DWN	APVD		
B		REVISED PER ECO-12-006575	23APR2012	KH	RP		
C		REVISED PER ECO-17-014864	11OCT2017	AP	RP		



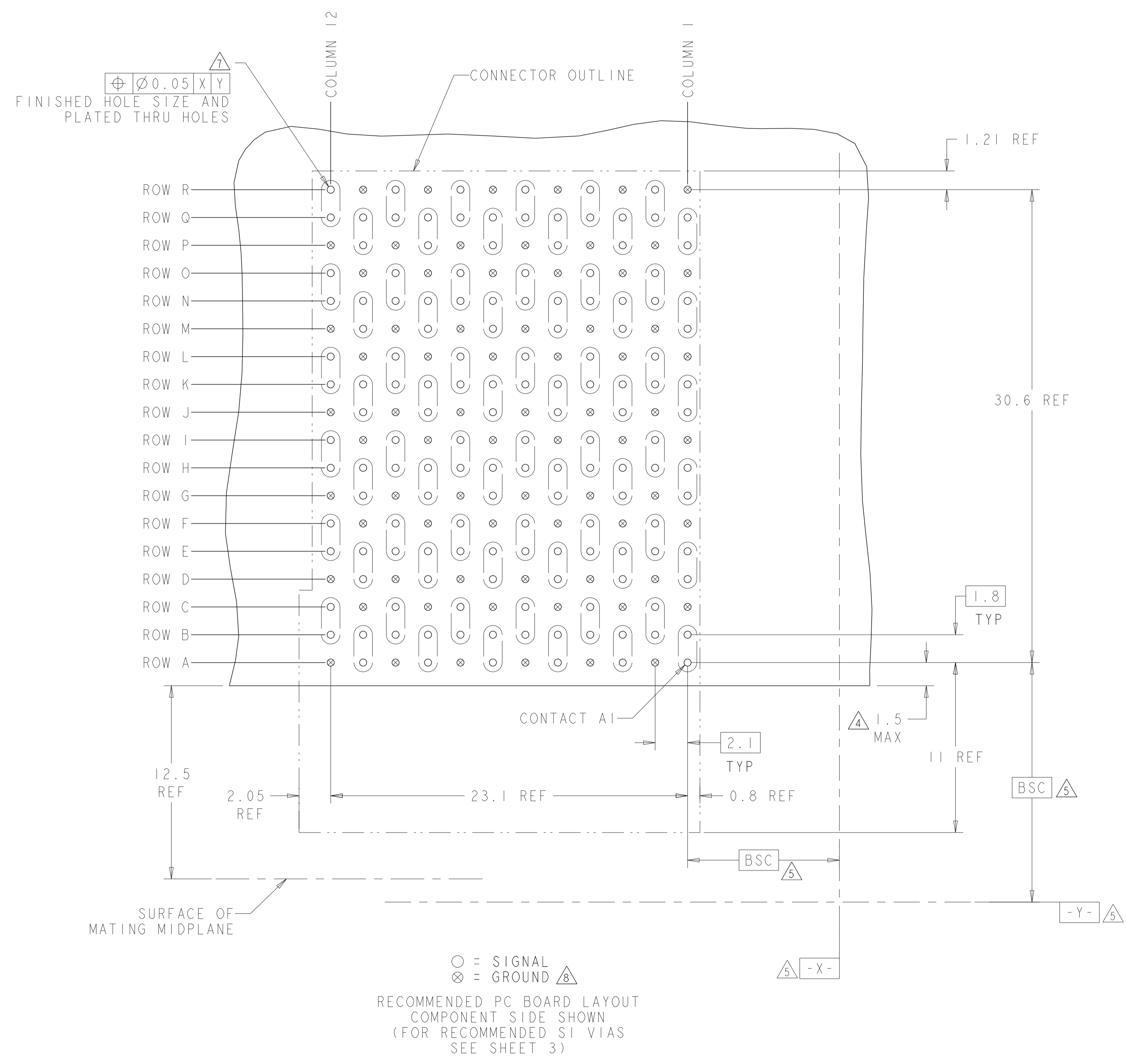
- 1 MATERIAL:
CONTACT AND SHIELD - PHOS BRONZE
HOUSING AND CHICKLET - LCP, UL 94V-0, COLOR - BLACK
- 2 FINISH:
CONTACT AREA FINISH CONFORMS TO THE REQUIREMENTS OF TE PRODUCT SPECIFICATION 108-2303; BASED ON TELCORDIA GR-1217-CORE FOR SYSTEM QUALITY LEVEL III, APPLICATIONS IN CONTROLLED ENVIRONMENTS (CENTRAL OFFICE).
- 3 CONNECTOR MARKED ON EITHER SIDE OF HOUSING WITH PART NUMBER AND DATE CODE IN APPROXIMATE AREA SHOWN.
- 4 DIMENSION APPLIES TO CENTERLINE OF THRU HOLE.
- 5 DATUMS AND BASIC DIMENSIONS ESTABLISHED BY CUSTOMER.
- 6 CONTACT AREA LUBRICATED WITH BELLCORE APPROVED LUBRICANT. TECHNICAL REFERENCE: GR-1217-CORE, ISSUE 1, NOVEMBER 1995.
- 7 REFERENCE APPLICATION SPEC 114-13202 FOR RECOMMENDED PLATED THRU HOLE DIAMETER AND PLATING THICKNESSES.
- 8 THE GROUNDS IN EACH COLUMN ARE COMMONED.



1934633-1
PART NUMBER

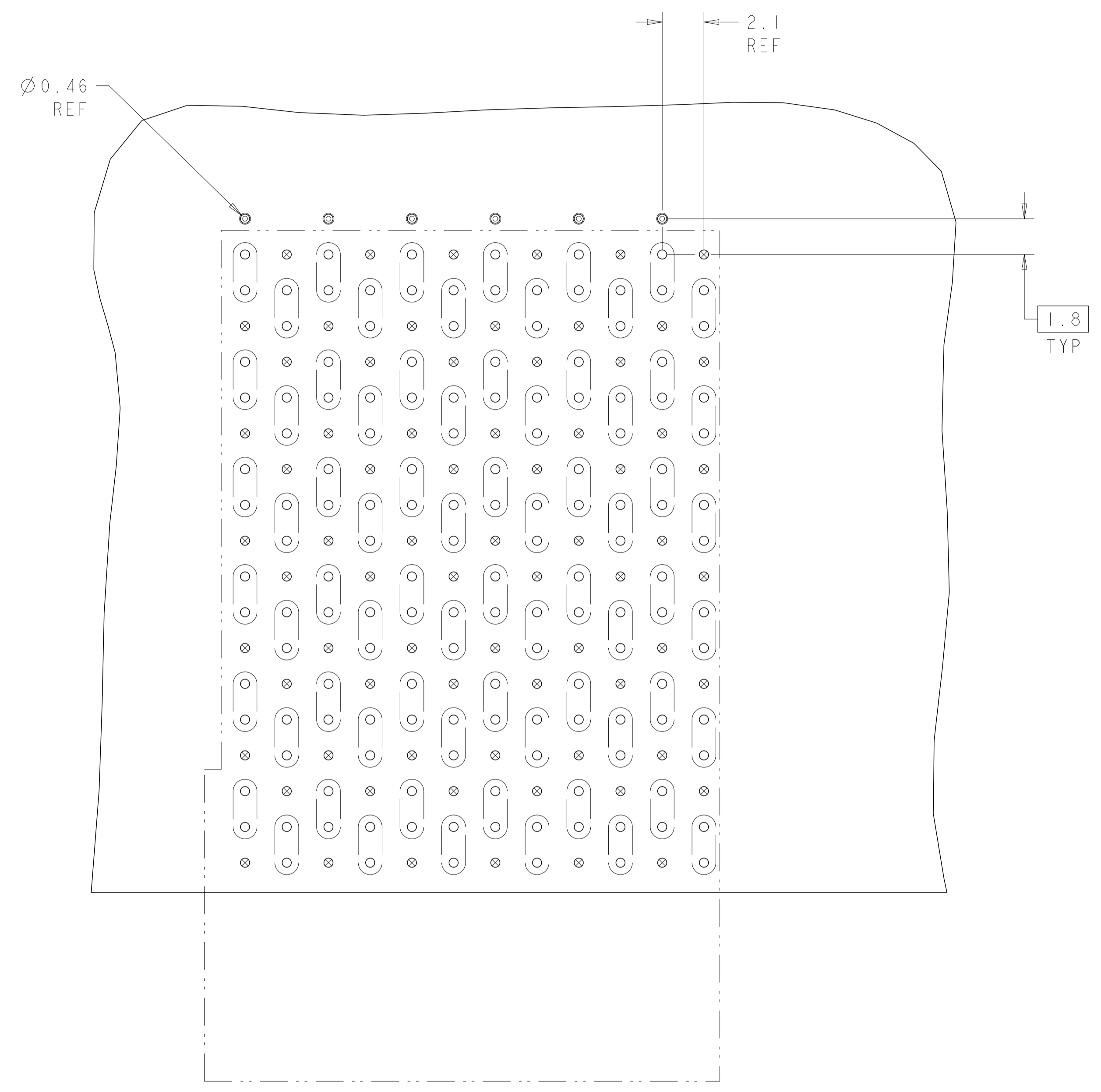
THIS DRAWING IS A CONTROLLED DOCUMENT.		DWN S. J. MAGARO 11JAN2008	TE Connectivity RECEPTACLE ASSEMBLY, 6 PAIR 12 COLUMN, Z-PACK TinMan ORTHOGONAL	
DIMENSIONS: mm		CHK W. DAVIS 11JAN2008		
TOLERANCES UNLESS OTHERWISE SPECIFIED:		APVD -	NAME	
0 PLC	±	PRODUCT SPEC	SIZE CAGE CODE DRAWING NO RESTRICTED TO	
1 PLC	±	APPLICATION SPEC	A100779C=1934633	
2 PLC	±	WEIGHT	SCALE 6:1 SHEET 1 OF 3 REV C	
3 PLC	±	CUSTOMER DRAWING		
4 PLC	±			
ANGLES	±			
FINISH	±			

LOC		DIST		REVISIONS			
P	LTN	DESCRIPTION	DATE	DMN	APVD		
-	-	SEE SHEET 1	-	-	-		



THIS DRAWING IS A CONTROLLED DOCUMENT.		DMN S.J. MAGARO 11JAN2008	TE Connectivity	
DIMENSIONS:		CHK W. DAVIS 11JAN2008	NAME	
mm	TOLERANCES UNLESS OTHERWISE SPECIFIED:	APVD	PRODUCT SPEC	
0 PLC	±		APPLICATION SPEC	
1 PLC	±		SIZE CAGE CODE DRAWING NO RESTRICTED TO	
2 PLC	±		A100779C=1934633	
3 PLC	±		SCALE 6:1 SHEET 2 OF 3 REV C	
4 PLC	±			
ANGLES	±			
MATERIAL	FINISH	WEIGHT	CUSTOMER DRAWING	

LOC		DIST		REVISIONS			
AD	00	P	LTN	DESCRIPTION	DATE	DMN	APVD
-	-	-	-	SEE SHEET 1	-	-	-



○ = SIGNAL
 ⊗ = GROUND
 ⊙ = SI VIA
 RECOMMENDED SI VIA LAYOUT
 COMPONENT SIDE SHOWN
 SCALE 6:1

THIS DRAWING IS A CONTROLLED DOCUMENT.		DMN S. J. MAGARO 11JAN2008	TE Connectivity	
DIMENSIONS:		CHK W. DAVIS 11JAN2008	NAME RECEPTACLE ASSEMBLY, 6 PAIR 12 COLUMN, Z-PACK TinMan ORTHOGONAL	
mm	TOLERANCES UNLESS OTHERWISE SPECIFIED:	APVD -	PRODUCT SPEC	RESTRICTED TO
0 PLC ±	1 PLC ±	APPLICATION SPEC	SIZE CAGE CODE DRAWING NO	A100779C=1934633
2 PLC ±	3 PLC ±	WEIGHT	SCALE 6:1	SHEET 3 OF 3
4 PLC ±	ANGLES ±	CUSTOMER DRAWING	REV C	
MATERIAL	FINISH			