

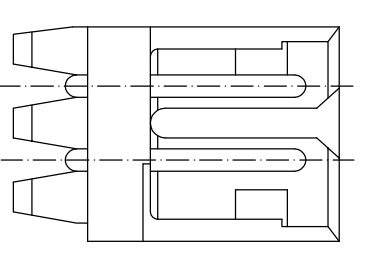
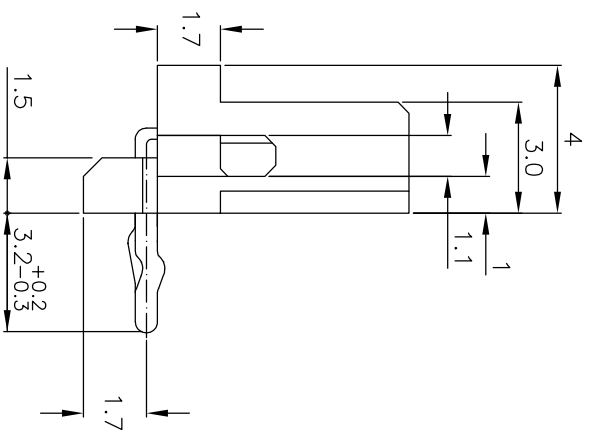
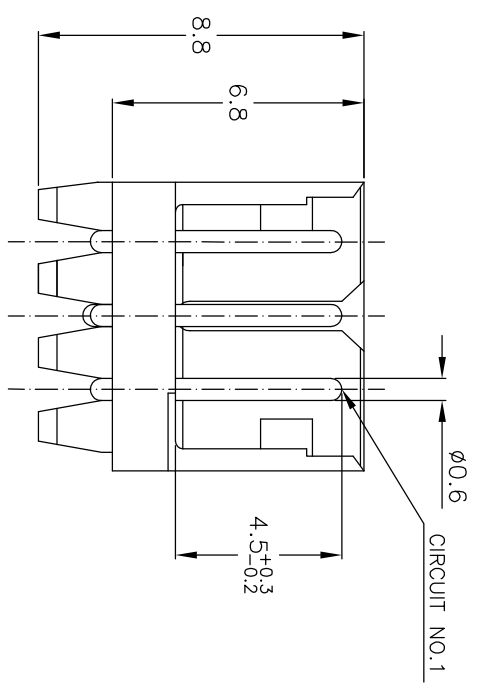
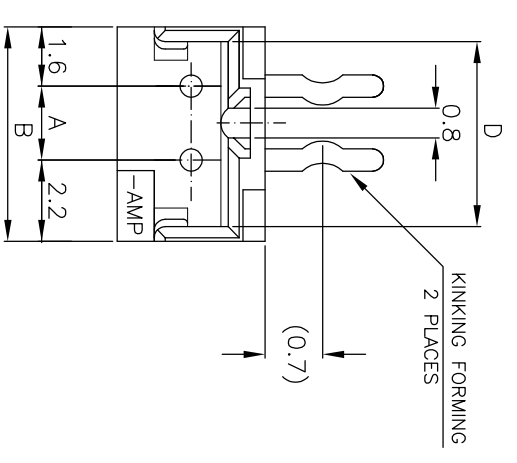
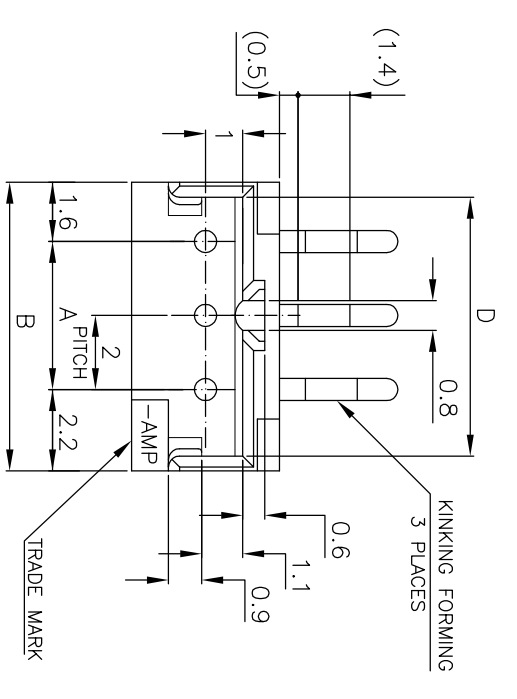
THIS DRAWING IS UNPUBLISHED.
 © COPYRIGHT BY TYCO ELECTRONICS CORPORATION. ALL RIGHTS RESERVED.

RELEASED FOR PUBLICATION

Loc ES
 DIST 00

REVISIONS

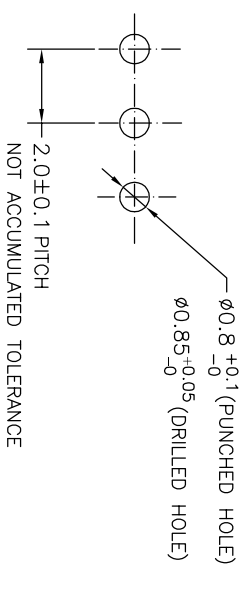
P	LTR	DESCRIPTION	DATE	DWN	APVD
A		RELEASED	24JUN08	C.Z	S.Y
		ECR-08-015943			



NOTES:

1. MATERIAL: HOUSING - NYLON 66 (UL94V-0)
 POST - GOLD BRASS
2. APPLICABLE RECEPTACLE P/N: MT REC: 176392
 OR
 CRIMP II HOUSING: 179228
 CRIMP II CONTACT: 179227-4

1932116-3	3	4	7.8	7.0
1932116-2	2	2	5.8	5.0
NATURAL				
P/N	Pos.	A	B	D



RECOMMENDABLE PCB LAYOUT
 (PCB THK:0.8-1.6)

TOLERANCES UNLESS OTHERWISE SPECIFIED:
 10 > * : ±0.2
 30 > * : ±0.25
 100 > * : ±0.3
 ANGLE : ±3°

THIS DRAWING IS A CONTROLLED DOCUMENT.		DWN	31JAN03
DIMENSIONS: MM		CHK	31JAN03
TOLERANCES UNLESS OTHERWISE SPECIFIED:		APVD	31JAN03
0 PLC	±	NAME	
1 PLC	±	POST HEADER ASS'Y HORIZONTAL TYPE(GOLD PLATING)	
2 PLC	±	(AMP CT CONNECTOR 2mm PITCH)	
3 PLC	±	APPLICATION SPEC	
4 PLC	±	WEIGHT	
ANGLES	±	CUSTOMER DRAWING	
FINISH	±	SCALE	
MATERIAL	SEE NOTE	SHEET	

Tyco Electronics Corporation		SHANGHAI, CHINA
SIZE		
A3	00779	1932116
CAGE CODE		DRAWING NO
SCALE		RESTRICTED TO
5:1	1	OF 1
REV		A