

4

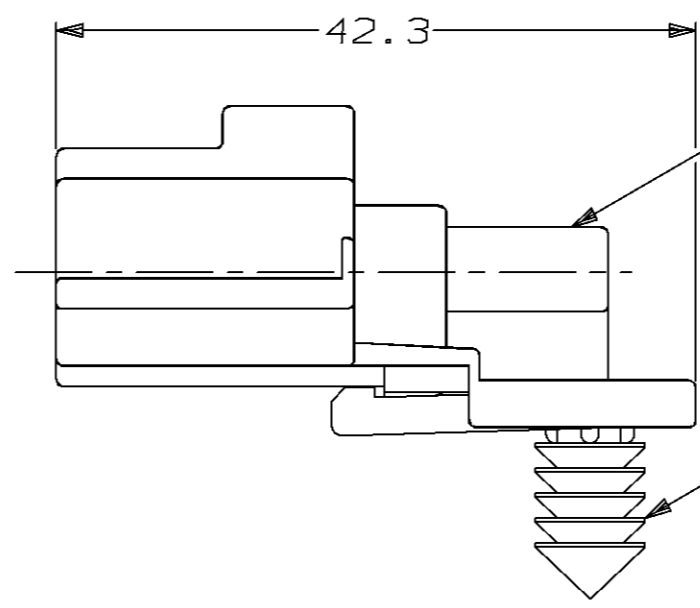
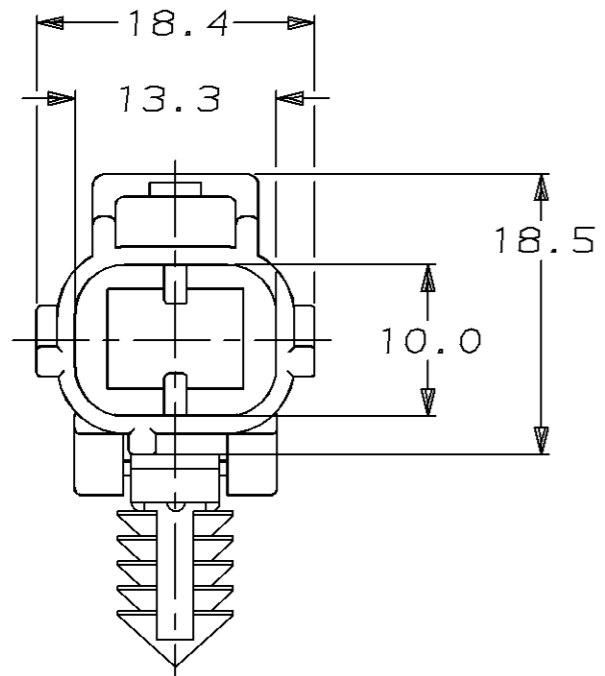
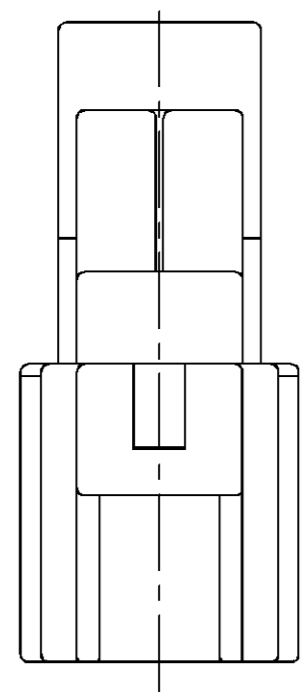
3

2

1

THIS DRAWING IS UNPUBLISHED. RELEASED FOR PUBLICATION, 19 .
 © COPYRIGHT 19 BY AMP INCORPORATED. ALL RIGHTS RESERVED.

LOC	DIST	REVISIONS					
		P	LTR	DESCRIPTION	DATE	DWN	APVD
G	16		0	INITIAL RELEASE	02/14/96	KW	JK
			A	REV PER ECN #OKSO-0014-96	09/23/96	KW	JK



△ RETAINER CLIP TO SNAP INTO A 6.50 DIA HOLE IN MATERIAL WITH A THICKNESS OF 0.56-5.10.

2 POSN END CAP
 MATL: PBT, 15% GLASS FILLED
 FINISH: BLACK

RETAINER CLIP △
 MATL: NYLON
 FINISH: NATURAL

184183-1
 PART NUMBER

<small>THIS DRAWING IS A CONTROLLED DOCUMENT FOR AMP INCORPORATED. IT IS SUBJECT TO CHANGE AND THE CONTROLLING ENGINEERING ORGANIZATION SHOULD BE CONTACTED FOR THE LATEST REVISION.</small>		DWN	K. WISE	02/14/96	AMP Incorporated Harrisburg, PA 17105-3608	
DIMENSIONS:		CHK	J. KUNKLE	03/08/96		
mm		APVD	J. KUNKLE	03/08/96		
		PRODUCT SPEC	NAME			
TOLERANCES UNLESS OTHERWISE SPECIFIED: 0 PLC ±- 1 PLC ±0.3 2 PLC ±- 3 PLC ±- 4 PLC ±- ANGLES ±- FINISH -		APPLICATION SPEC	END CAP HSG ASSY, SSC, 2 POSN H KEY			
MATERIAL		WEIGHT	SIZE		CAGE CODE	DRAWING NO
		CUSTOMER DRAWING	A3		00779	©-184183
			SCALE		SHEET	REV
			2:1		1 OF 1	A