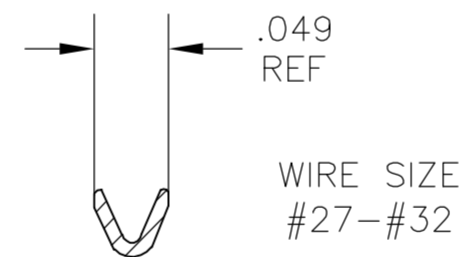
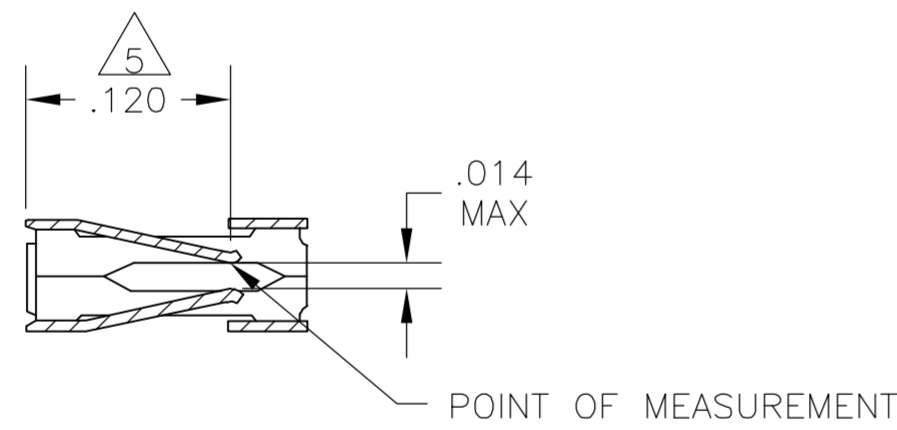
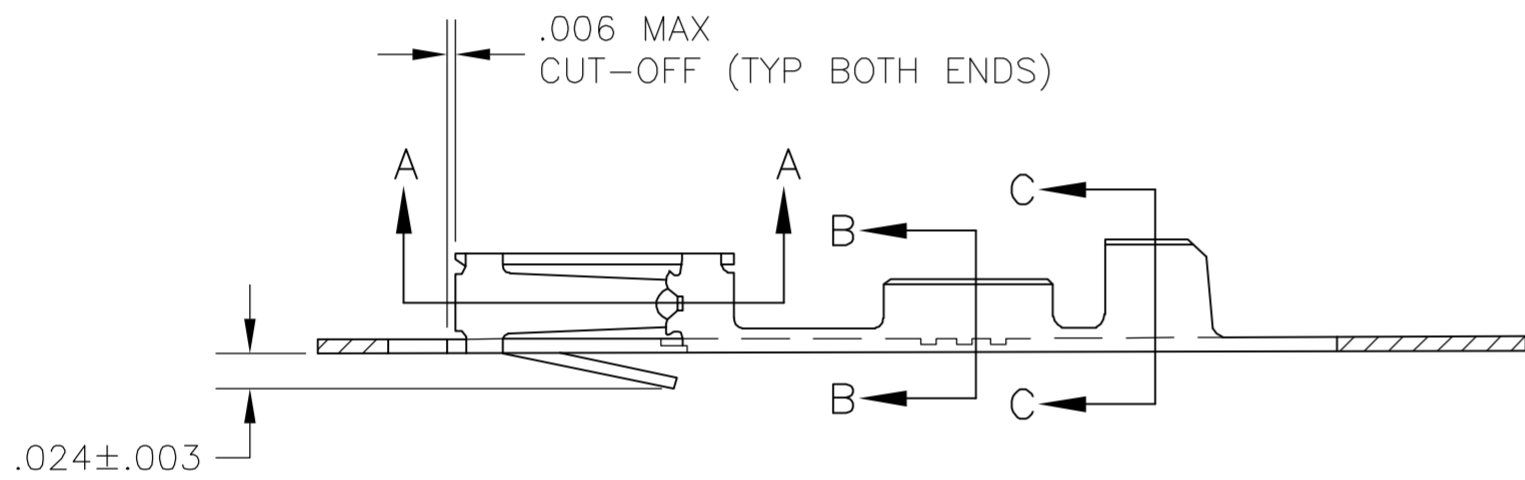
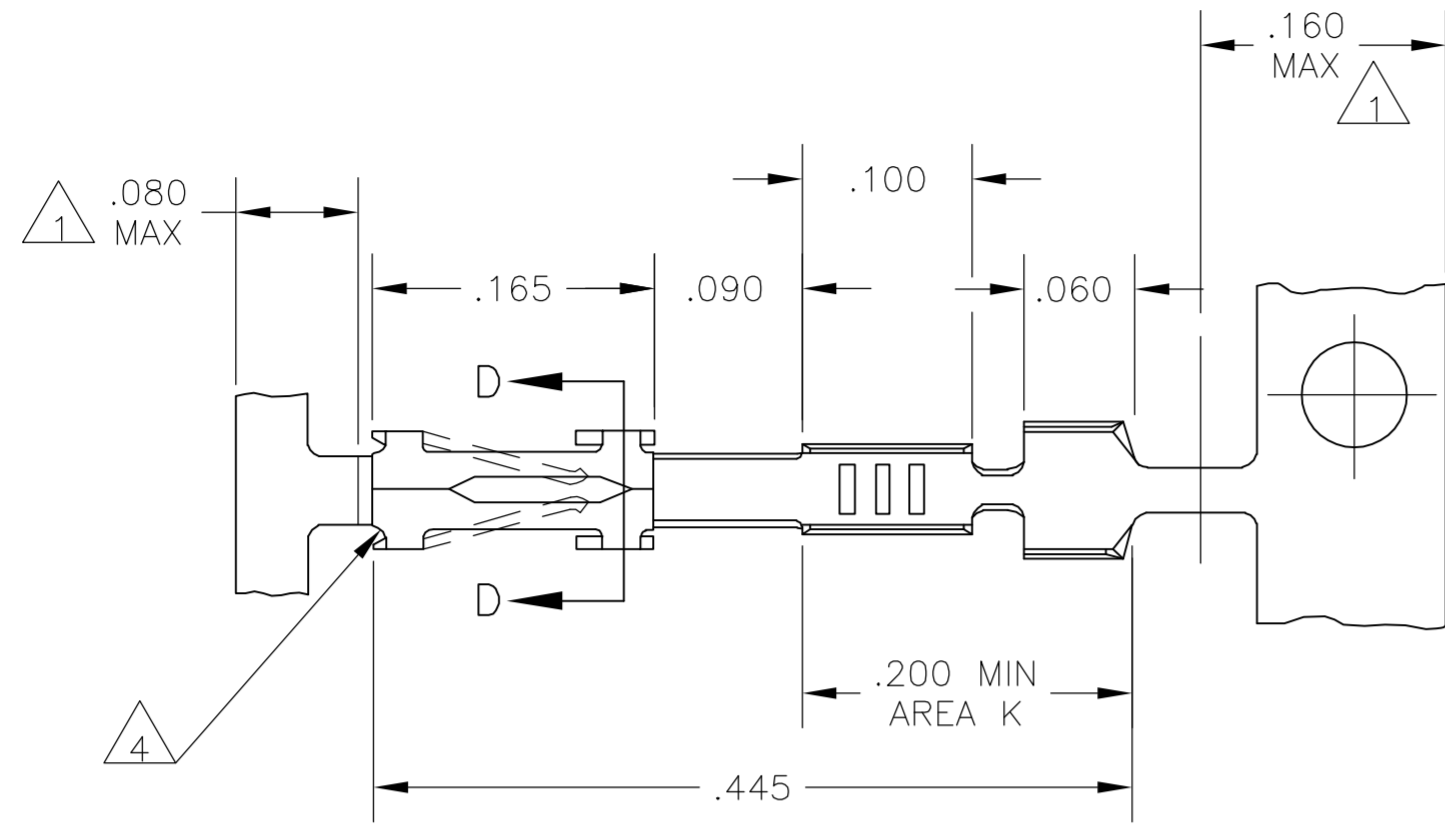


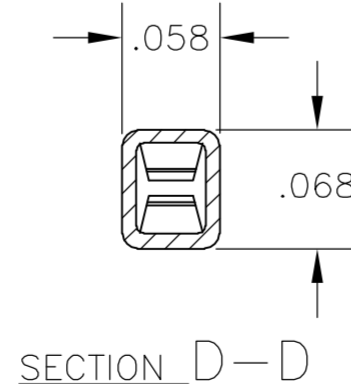
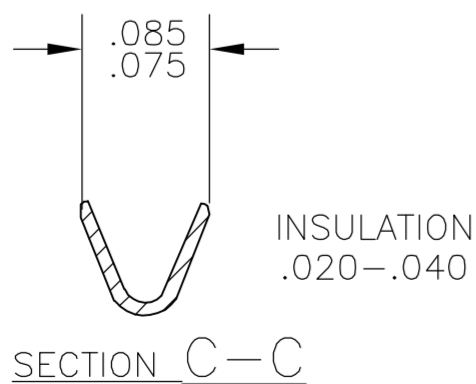
THIS DRAWING IS UNPUBLISHED. RELEASED FOR PUBLICATION
 © COPYRIGHT BY TYCO ELECTRONICS CORPORATION. ALL RIGHTS RESERVED.

LOC		DIST		REVISIONS			
P	LTR	DESCRIPTION		DATE	DWN	APVD	
AD	00	A	ECO-06-13008	05JUN06	MB	DR	



SECTION A-A

SECTION B-B



SECTION C-C

SECTION D-D

- 1. GOLD PLATING NOT REQUIRED IN THIS AREA.
- 2. SHEARED EDGES PERMITTED TO BE UNPLATED.
- 3. REELED FOR MINI APPLICATOR.
- 4. CUT OUTS ON BOX AT MANUFACTURER'S OPTION.
- 5. POINT OF MEASUREMENT FOR PLATING THICKNESS (INSIDE BEAMS)
- 6. .000030 GOLD ON CONTACT AREA, .000100-.000200 MATTE TIN IN AREA K, ALL OVER .000050 NICKEL.
- 7. SPECIAL REEL QTY 6,250 PCS/REEL.

2 6	1825648-1
FINISH	PART NUMBER

THIS DRAWING IS A CONTROLLED DOCUMENT.		DWN M.BINNER 05JUN06	Tyco Electronics Corporation Harrisburg, Pa 17105-3608																			
DIMENSIONS: INCHES		CHK D.ROHDE 05JUN06																				
TOLERANCES UNLESS OTHERWISE SPECIFIED:		APVD D.ROHDE 05JUN06	NAME CONTACT, FEMALE, MOD IV CRIMP SNAP-IN																			
<table border="1"> <tr><td>0 PLC</td><td>±</td><td>-</td></tr> <tr><td>1 PLC</td><td>±</td><td>-</td></tr> <tr><td>2 PLC</td><td>±</td><td>-</td></tr> <tr><td>3 PLC</td><td>±</td><td>-</td></tr> <tr><td>4 PLC</td><td>±</td><td>-</td></tr> <tr><td>ANGLES</td><td>±</td><td>-</td></tr> </table>		0 PLC	±	-	1 PLC	±	-	2 PLC	±	-	3 PLC	±	-	4 PLC	±	-	ANGLES	±	-	PRODUCT SPEC -	APPLICATION SPEC -	RESTRICTED TO -
0 PLC	±	-																				
1 PLC	±	-																				
2 PLC	±	-																				
3 PLC	±	-																				
4 PLC	±	-																				
ANGLES	±	-																				
MATERIAL CU-SN-P ALLOY 521 .008 THK	FINISH SEE TABLE	WEIGHT -	SIZE A2	CAGE CODE 00779																		
CUSTOMER DRAWING		SCALE 8:1	DRAWING NO C=1825648	SHEET 1 OF 1																		