THIS DRAWING IS UNPUBLISHED | RELEASED FOR PUBLICATION | FEB 2009
© COPYRIGHT 2008 BY TYCO ELECTRONICS CORPORATION. ALL RIGHTS RESERVED.

Proj.-No.	LOC	DIST
SRATA09001	GW	00

REVISIONS

P	LTR	DESCRIPTION	DATE	DWN	APVD
	053	-	26JAN2009	SVN	JVC
	A	New Drawing Published	26FEB2009	SVN	JVC

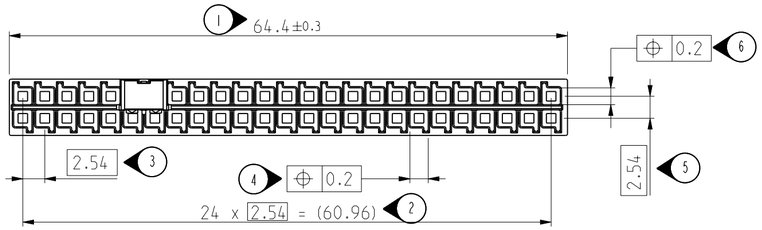

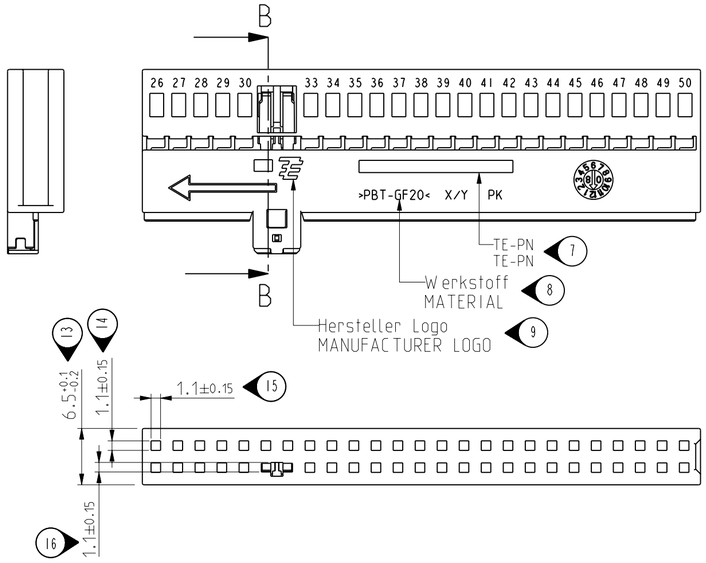

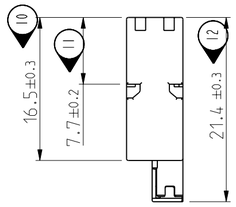

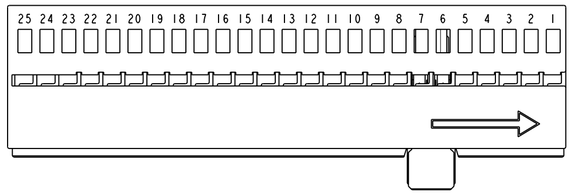

17 Kurzschlussbruecke (Darstellung ungeschnitten) / SHORTING CONTACT
Werkstoff / MATERIAL: wahlweise / OPTIONAL CuBe2 FB 580 DIN 1777 oder/OR CuNi3Si1Mgh
Oberflaeche / SURFACE: >0,1 µm Ni (FLASH) Auslauf/RUN OUT Flasch Au zulässig/ACCEPTABLE
Oberfl. im Kontaktbereich / CONTACT AREA SURFACE:> 1µm Au ueber / OVER 3 ±1µm Ni

18 Buchsengehaeuse / SOCKET HOUSING
Werkstoff: siehe Tabelle / MATERIAL: SEE TABLE
Farbe: siehe Tabelle / COLOR: SEE TABLE

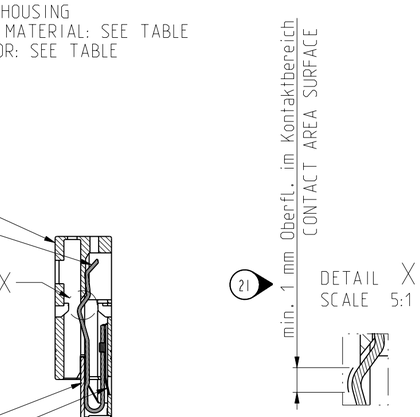

19 Rastfeder (Darstellung ungeschnitten)
verrastet Kurzschlussbrücke mit Buchsengehäuse
LOCKING SPRING LOCKED IN SOCKET HOUSING
Werkstoff / MATERIAL: X12 CrNi 177 K2 DIN 59381

20 Winkel, verrastet mit Buchsengehäuse
BRACKET LOCKED IN SOCKET HOUSING
Werkstoff / MATERIAL: PBT/ASA + 20% GF (1)
(oder / OR PBT + 20% GF (1))
Farbe / COLOR: natur

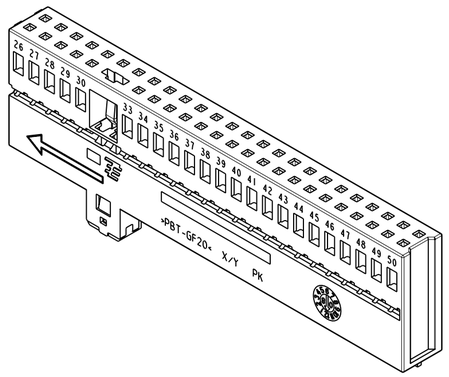

Montagezustand / ASSEMBLY POSITION

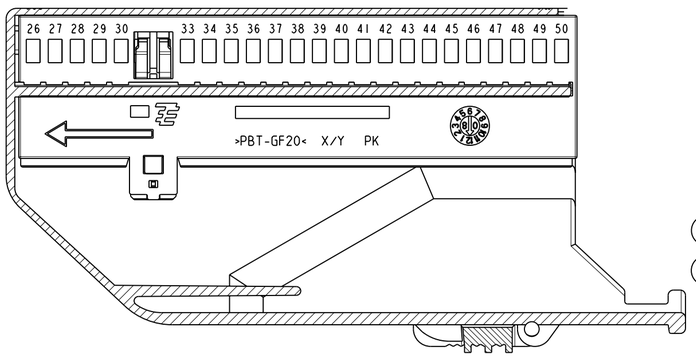

Winkel / BRACKET
5:1

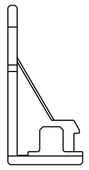

1823396-1	A	50	31-32	Tiefschwarz / JET BLACK RAL9005	PBT GF20	4.8 g
TE-PN TE-PN (22)	TE Rev. TE REV. (23)	Polzahl POSITION (24)	Kurzschlussbruecke ueber Kammern SHORTINGBAR OVER CHAMBERS (25)	Farbe aehnlich COLOR SIMILAR (26)	Werkstoff MATERIAL (27)	Gewicht WEIGHT (28)

30 (1) Regeneratanteil / RECYCLED MATERIAL: max 25%
Einfaerbung mit Liquidfarbe zulaessig / LIQUID COLOR ALLOWED

29 *) ISO 8015; Laengen : DIN 16901-130 ; Winkel, Form und Lage: DIN ISO 2768-mH
ISO 8015; LENGTH : DIN 16901-130 ; ANGLES, FORM AND POSITION: DIN ISO 2768-mH

Weitergabe sowie Verfielfaeltigung dieser Unterlage, Verwertung und Mitteilung Ihres inhalts nicht gestattet, soweit nicht ausdruecklich zugestanden. Zuwiederhandlungen verpflichten zu Schadenersatz. Alle Rechten vorbehalten, insbesondere fuer den Fall der Patenterteilung oder GM-Eintragung

The reproduction, transmission or use of this document or its contents is not permitted without express written authority. Offenders will be liable for demages. All rights, including rights created by patent grant or registration of an utility model or design, reserved.

Massgebend ist der deutsche Text.

ONLY THE GERMAN-LANGUAGE VERSION SHALL BE BINDING.

DIMENSION NUMBERS	1 till 30
DELETED NUMBERS	xx

THIS DRAWING IS A CONTROLLED DOCUMENT FOR TYCO ELECTRONICS CORPORATION. IT IS SUBJECT TO CHANGE AND THE CONTROLLING ENGINEERING ORGANIZATION SHOULD BE CONTACTED FOR THE LATEST REVISION.

DIMENSIONS: mm

TOLERANCES UNLESS OTHERWISE SPECIFIED: *)
0 PLC ±
1 PLC ±
2 PLC ±
3 PLC ±
4 PLC ±
ANGLES ±

MATERIAL -
FINISH -

DWN 12DEC2008 S. Van Nimmen
CHK 12DEC2008 S. Van Nimmen
APVD 26FEB2009 J. Van Cauwenberge
PRODUCT SPEC -
APPLICATION SPEC -
WEIGHT -

Tyco Electronics
Tyco Electronics
Oostkamp - Belgium

NAME
Massbild - DIMENSIONAL DRAWING
Buchsengehause 50p
SOCKET HOUSING 50p

SIZE	CAGE CODE	DRAWING NO	RESTRICTED TO
A2	00779	C-1823396	-

CUSTOMER DRAWING / KUNDENZEICHNUNG | SCALE 2:1 | SHEET 1 OF 1 | REV A

AMP 1471-9 REV 31MAR2000

Pro/ENGINEER DRAWING