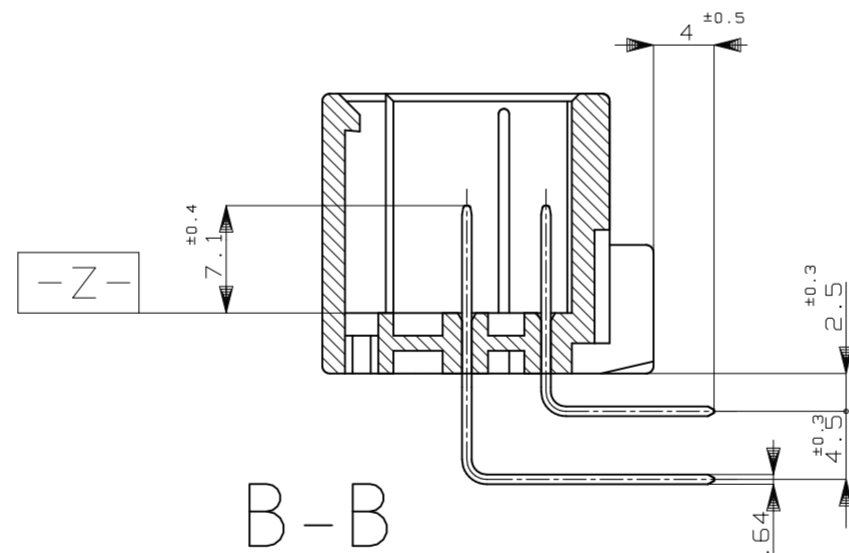
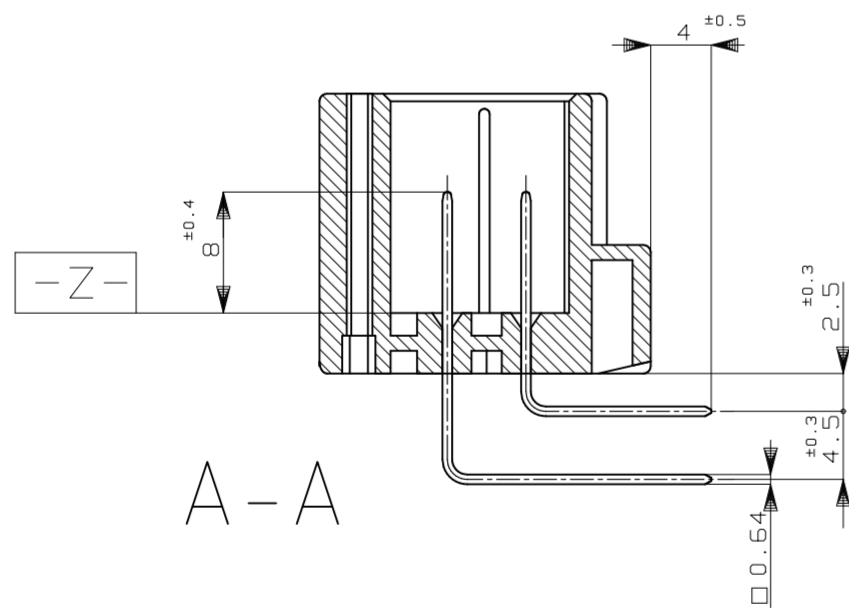
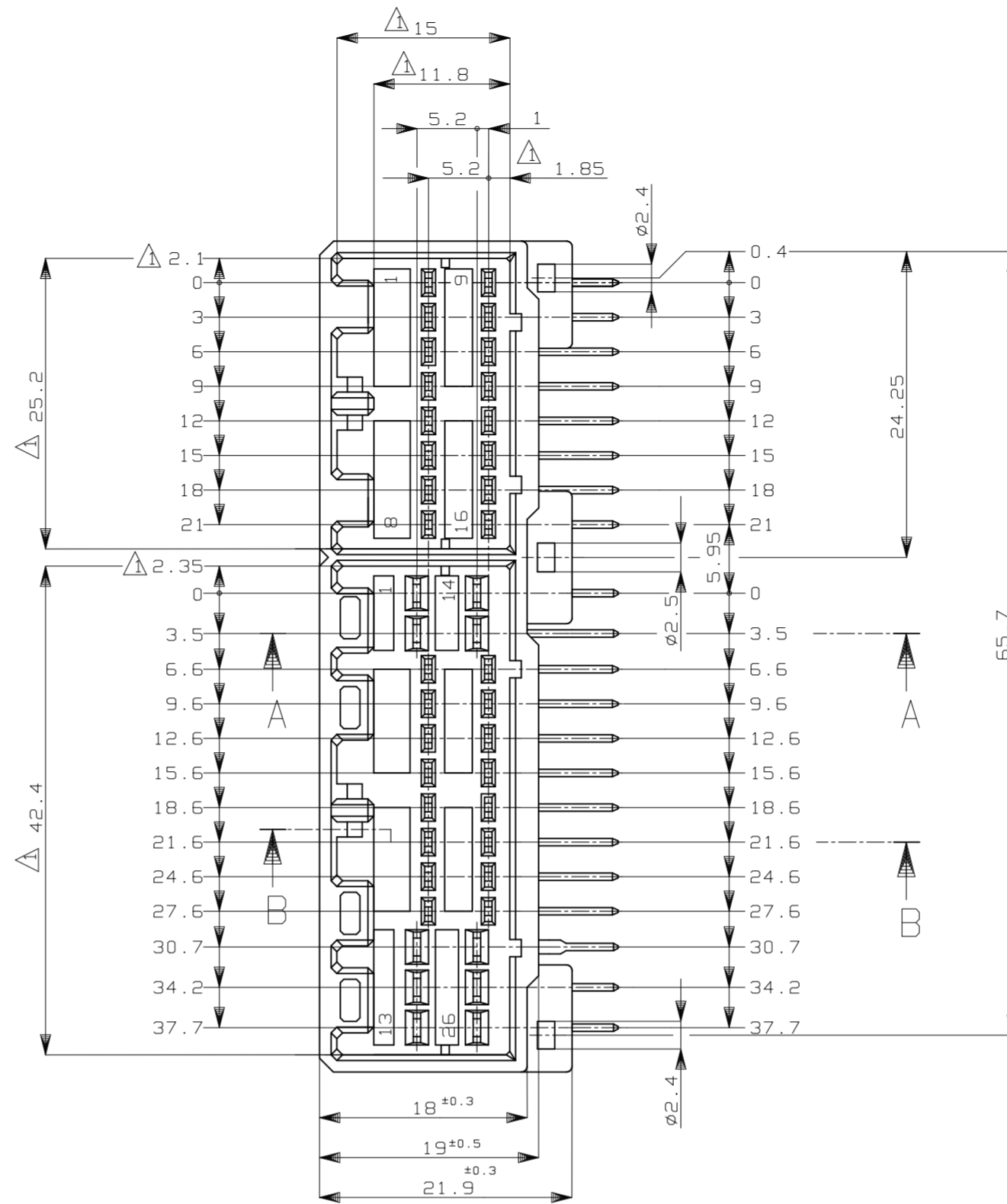
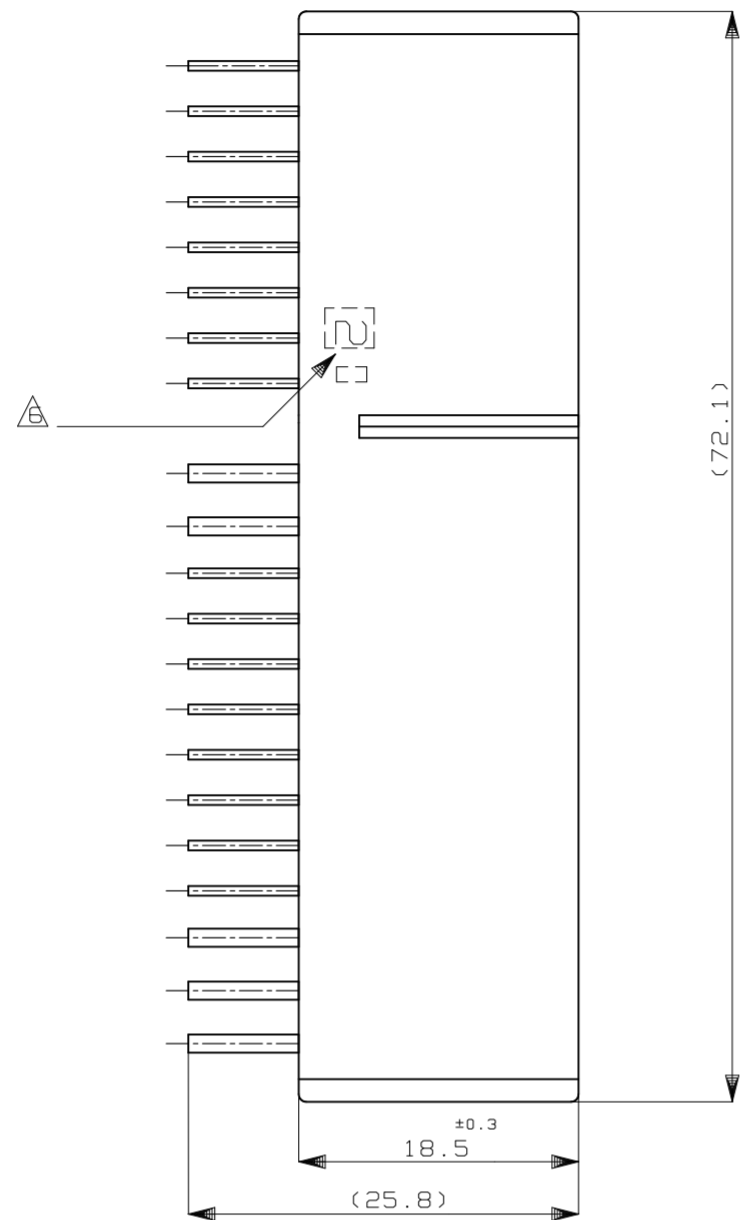
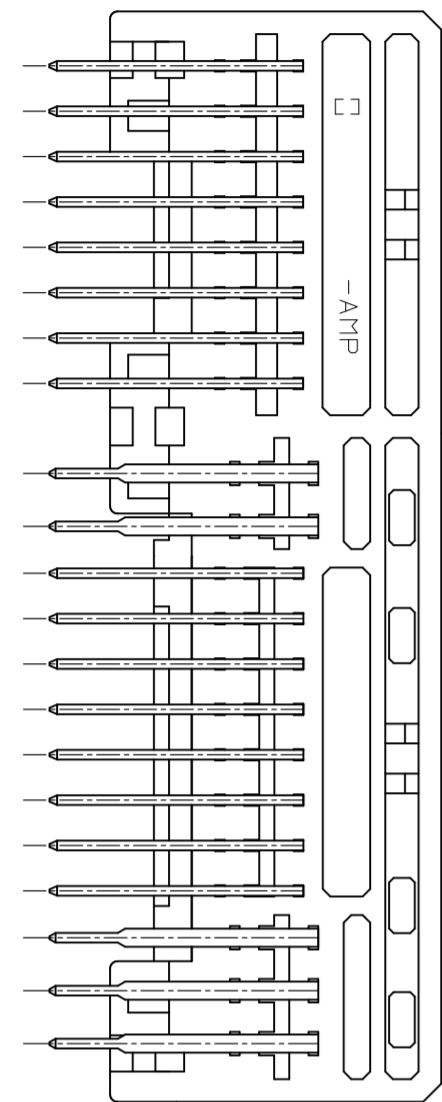
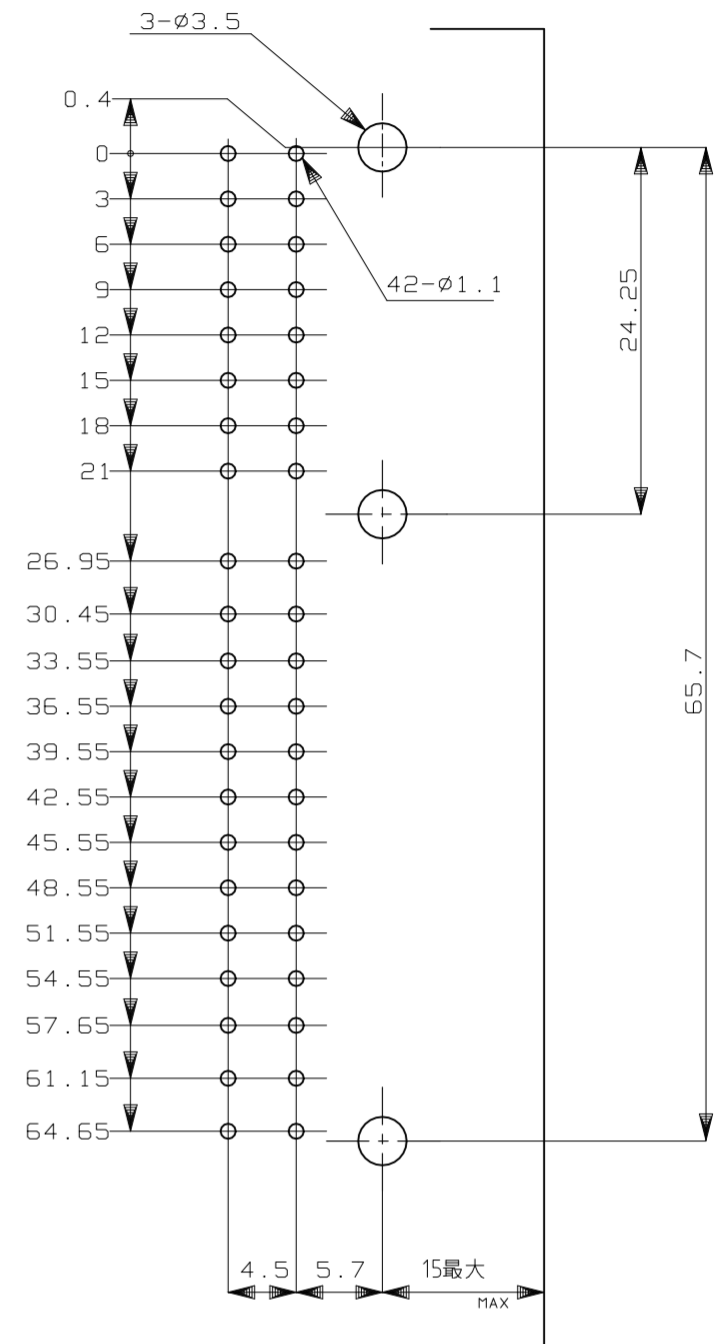
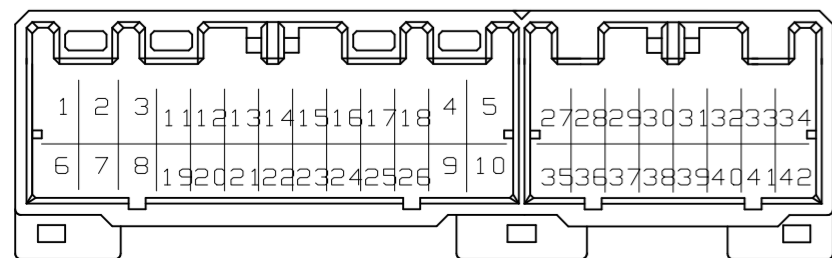


| REVISIONS | | | | | |
|-----------|-------------|---------------|-----------|-----|------|
| P | LTR | DESCRIPTION | DATE | DWN | APVD |
| F3 | REVISED | ECR-11-010934 | 11JUL11 | TS | KB |
| F4 | REVISED PER | ECR-22-154840 | 06DEC2022 | RK | MT |

(MOUNTING DIMENSIONS FOR P.C.BORD; TOLERANCE ±0.1)
 プリント基板取付穴寸法図
 一般交差: ±0.1
 (公差は累積しないこと)



- △ [-Z-] 面から 2mm の範囲で測定
- 2. 嵌合相手ハウジング型: 175567, 176243, 917994, 917983
- 3. 推奨取付ねじ: JIS B1115, B1122 タッピングねじ、なべ2種、呼び径3、長さ6mm以下 (取付けトルク: 0.4N-m以下)
- 4. 適用製品規格番号: 108-5280, 108-5342
- △ 回路番号: パワー回路 ①~⑩
シグナル回路 ⑪~④②
- △ 適用製品型番のブリフィックス及びIDマークをカラーホットマークにて表示



- △ MUST BE KEPT BETWEEN [-Z-] AND 2
- 2. THE MATING PLUG HOUSING PART NUMBER: 175567, 176243, 917994, 917983
- 3. RECOMENDED MOUNTING SCREW; 3mmDIA, 6mmLENGTH(MAX.) PAN HEAD, CLASS 2 TAPPING SCREW SPECIFIED IN JIS B1115,B1122 (TIGHTENING TORQUE; 0.4N-m MAX.)
- 4. APPLICABLE PRODUCT SPEC NUMBER; 108-5280, 108-5342
- △ CIRCUIT NUMBER: POWER CIRCUIT NUMBER ①~⑩
SIGNAL CIRCUIT NUMBER ⑪~④②
- △ INDICATED PREFIX AND ID MARK OF PRODUCT PART NUMBER BY COLOR HOT MARK

| | | | | | | | |
|----------|---|---------------------------|----------------------|-------------------------------------|------------------------------|------------|------------|
| OBSOLETE | 9 | SELECTIVE-TIN | PRE-TIN | - | - | WHITE | 9-176242-1 |
| OBSOLETE | 1 | TIN-LEAD | SELECTIVE GOLD | 1~10 | 11~42 | WHITE | 1-176242-1 |
| OBSOLETE | 2 | PRE-TIN X 10 | | - | 11~42 | BLUE | 2-176242-5 |
| OBSOLETE | 2 | TIN-LEAD | SELECTIVE GOLD X 32 | - | 11~42 | WHITE | 2-176242-1 |
| OBSOLETE | 2 | PRE-TIN X 10 | | - | 11~42 | WHITE | 2-176242-1 |
| OBSOLETE | 2 | TIN-LEAD | SELECTIVE GOLD X 32 | - | 11~42 | WHITE | 2-176242-1 |
| OBSOLETE | 0 | PRE-TIN | | - | - | BLUE | 176242-5 |
| OBSOLETE | 0 | PRE-TIN | | - | - | WHITE | 176242-1 |
| MARKING | | SOLDERING SIDE 半田付け部 | CONTACT SIDE 接触部側 | POWER CIRCUIT NO. パワー回路 | SIGNAL CIRCUIT NO. シグナル回路 | COLOR 色 | P/N |
| | | CONTACT FINISH コンタクト仕上 | | GOLD PLATED CIRCUIT NO. 金めっき回路番号 | | | |

| TOLERANCES UNLESS OTHERWISE SPECIFIED: | |
|--|-------------------|
| 一般公差 | 10 ≥ : ±0.2 |
| | 30 ≥ > 10 : ±0.25 |
| | 100 ≥ > 30 : ±0.3 |
| ANGLE | : ±3° |

| | | | | |
|---|--|-------------------------|---------|-------------|
| THIS DRAWING IS A CONTROLLED DOCUMENT. | | DWN | 26JAN07 | T.SHINOHARA |
| DIMENSIONS: 単位: ㎜ | | CHK | 26JAN07 | K.BETSUI |
| TOLERANCES UNLESS OTHERWISE SPECIFIED: 一般公差 | | APVD | 26JAN07 | K.BETSUI |
| 0 PLC ± - | | PRODUCT SPEC 製品規格 | | |
| 1 PLC ± - | | APPLICATION SPEC 取付適用規格 | | |
| 2 PLC ± - | | SEE NOTE 4 | | |
| 3 PLC ± - | | MATERIAL 材料 | | |
| 4 PLC ± - | | HOUSING: PBT | | |
| ANGLES ± - | | CONTACT: BRASS | | |
| FINISH 仕上 | | SEE TABLE | | |

| | | | |
|------------------|----------|---|---------------|
| TE Connectivity | | 040/070 HYBRID I/O CONNECTOR 42POSITION CAP HOUSING ASSEMBLY | |
| SIZE | A2 | CAGE CODE | 00779 |
| DRAWING NO | C=176242 | | RESTRICTED TO |
| WEIGHT | 20.6 g | SCALE | 2:1 |
| CUSTOMER DRAWING | SHEET | 1 OF 1 | REV F4 |