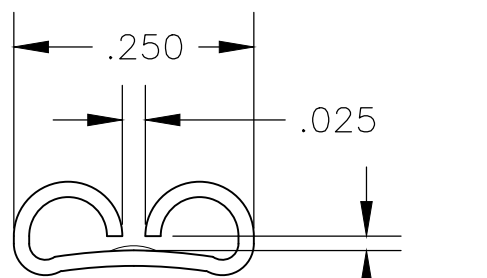
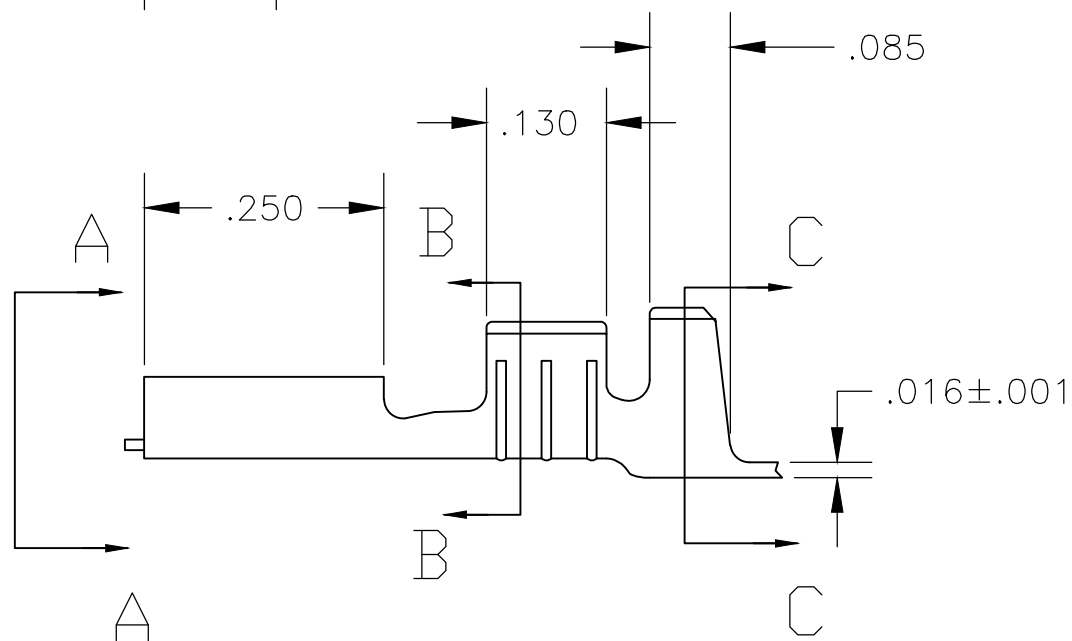
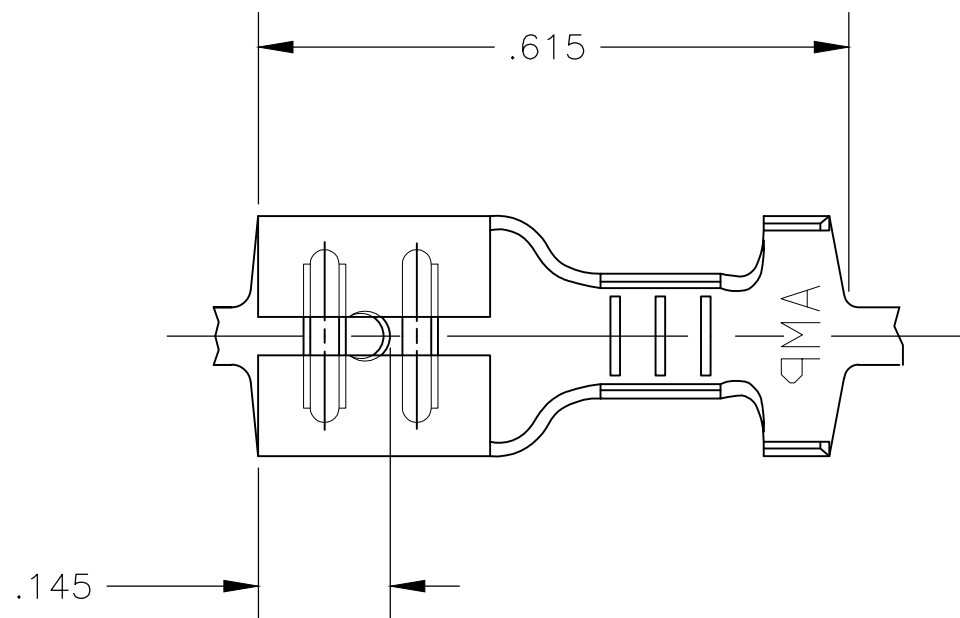


THIS DRAWING IS UNPUBLISHED. RELEASED FOR PUBLICATION
 © COPYRIGHT BY TYCO ELECTRONICS CORPORATION. ALL RIGHTS RESERVED.

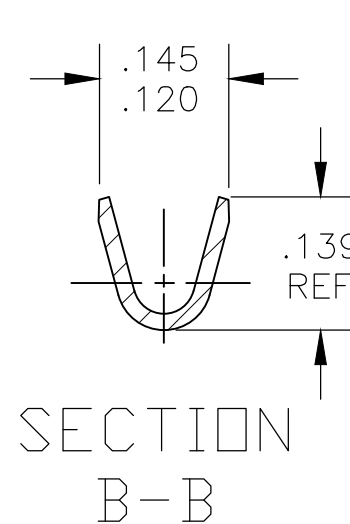
LOC	DIST	REVISIONS			
P	LTR	DESCRIPTION	DATE	DWN	APVD
AF	50	A2	REVISED PER ECR-20-009164	23JUL2020	MK DH

- CONTINUOUS STRIP ON REELS
- MATING TAB THK IS .033-.030
- WIRE SIZE IS #18-#14 AWG
- INSULATION RANGE IS .100-.150 DIA

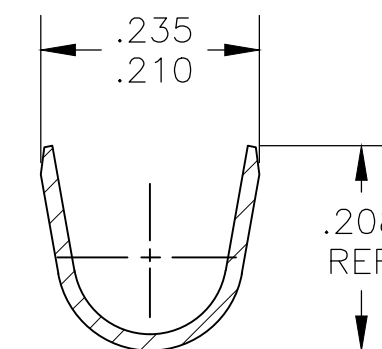


GAP AS REQUIRED TO MEET FORCE SPECIFICATIONS AND .028 MAX

VIEW
A-A



SECTION
B-B



SECTION
C-C

1742594-1

PART NO

THIS DRAWING IS A CONTROLLED DOCUMENT.		DWN JR RUTH 03MAY07	STE TE Connectivity																
DIMENSIONS: INCHES		CHK P DESANTIS 03MAY07																	
TOLERANCES UNLESS OTHERWISE SPECIFIED:		APVD P DESANTIS 03MAY07	NAME RECEPTACLE, FASTON, .205 SERIES																
<table border="0"> <tr><td>0 PLC</td><td>± -</td></tr> <tr><td>1 PLC</td><td>± -</td></tr> <tr><td>2 PLC</td><td>± -</td></tr> <tr><td>3 PLC</td><td>± .010</td></tr> <tr><td>4 PLC</td><td>± -</td></tr> <tr><td>ANGLES</td><td>± 5°</td></tr> </table>		0 PLC	± -	1 PLC	± -	2 PLC	± -	3 PLC	± .010	4 PLC	± -	ANGLES	± 5°	PRODUCT SPEC -	APPLICATION SPEC -	SIZE A3	CAGE CODE 00779	DRAWING NO C-1742594	RESTRICTED TO -
0 PLC	± -																		
1 PLC	± -																		
2 PLC	± -																		
3 PLC	± .010																		
4 PLC	± -																		
ANGLES	± 5°																		
MATERIAL H02 STEEL		FINISH .000150 MIN NICKEL	WEIGHT -	CUSTOMER DRAWING		SCALE 5:1	SHEET 1 OF 1	REV A2											