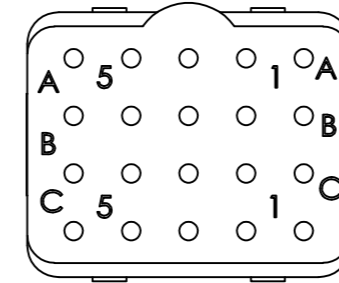


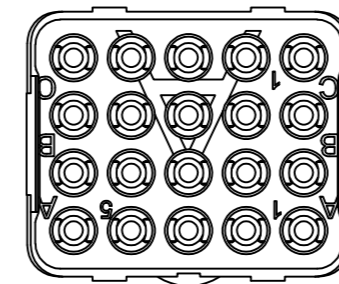
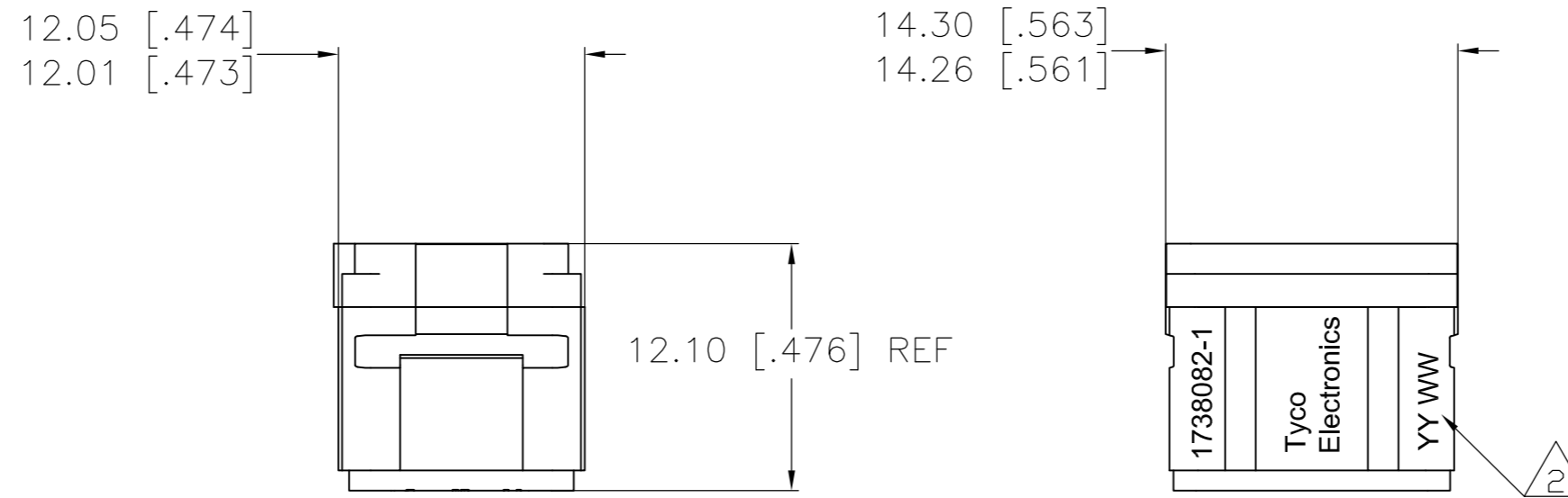
THIS DRAWING IS UNPUBLISHED. RELEASED FOR PUBLICATION  
 © COPYRIGHT BY TYCO ELECTRONICS CORPORATION. ALL INTERNATIONAL RIGHTS RESERVED.

LOC	DIST	REVISIONS			
P	LTR	DESCRIPTION	DATE	DWN	APVD
DF	00				
	0	CONVERTED RADIALL DWG TO TYCO ACAD DWG	11/03	—	—
	1	REVISED	22APR10	RF	JM

- 1 FRONT AND REAR INSULATORS: THERMOSET EPOXY PER ASTM D 5948  
CONTACT RETENTION CLIPS: COPPER ALLOY PER ASTM B194
- 2 DATE CODE: YEAR & WEEK (YYWW)
- 3. DESCRIPTIVE PART NUMBER: GPRAN20PA  
THIS INSERT CONTAINS 20 CAVITIES FOR SIZE 22 PIN CONTACTS
- 4. THIS PRODUCT IS SOLD BY TYCO ELECTRONICS UNDER A LICENSE FROM RADIALL SA.



MATING FACE



THIS PRINT IS  
**PRELIMINARY**  
 UNQUALIFIED PRODUCT  
 CONTACT PRODUCT ENGINEERING  
 BEFORE USING THIS PRINT

1738082-1  
 PART NUMBER

THIS DRAWING IS A CONTROLLED DOCUMENT.		DWN	NOV03	Tyco Electronics Corporation Harrisburg, PA 17105-3608
DIMENSIONS: mm [INCHES]		CHK	NOV03	
TOLERANCES UNLESS OTHERWISE SPECIFIED:		APVD	NOV03	
0 PLC ± - 1 PLC ± - 2 PLC ± 0.05 [.002] 3 PLC ± - 4 PLC ± - ANGLES ± -		PRODUCT SPEC		
MATERIAL		APPLICATION SPEC		NAME
FINISH		WEIGHT		GPR-A PIN INSERT, CLASS N, CONTACT ARRANGEMENT 20
1		CUSTOMER DRAWING		SIZE
				CAGE CODE
				DRAWING NO
				RESTRICTED TO
				A2 00779 C=1738082
				SCALE
				1:1
				SHEET
				1 OF 1
				REV
				1