

4

3

2

1

THIS DRAWING IS UNPUBLISHED.

RELEASED FOR PUBLICATION

2009

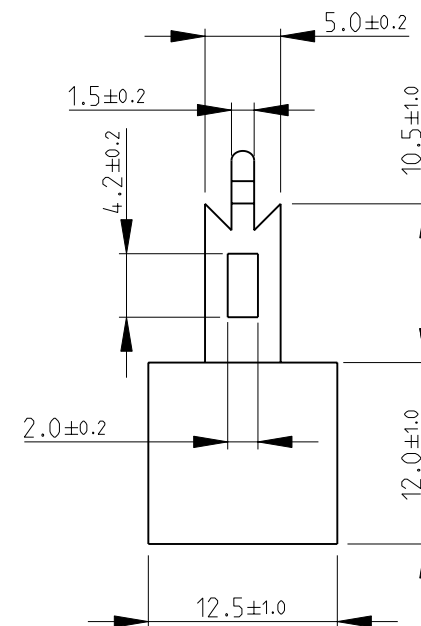
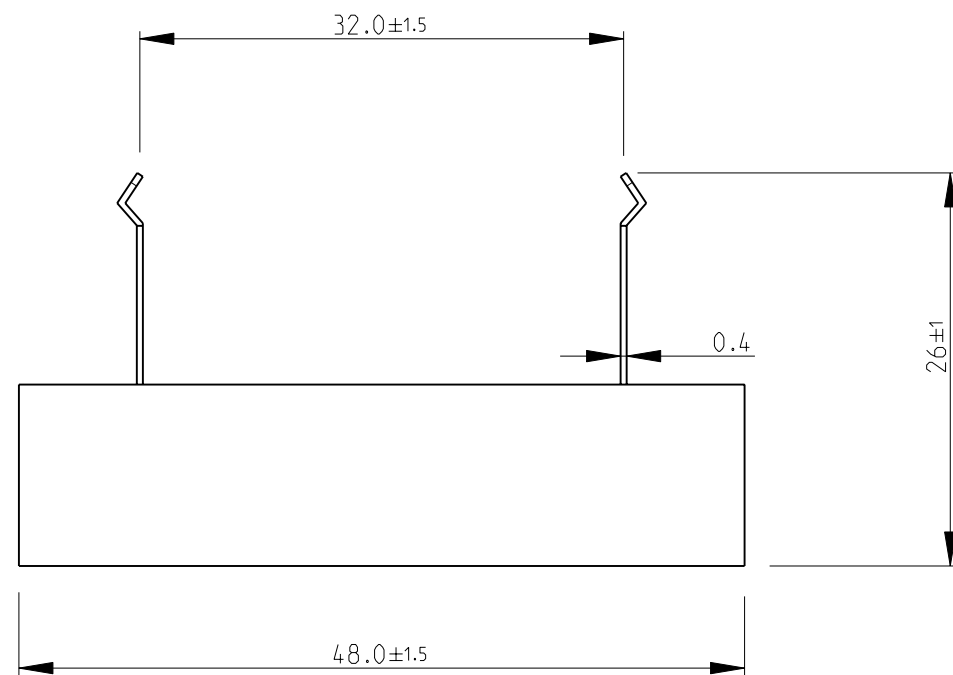
© COPYRIGHT 2009

BY TYCO ELECTRONICS CORPORATION. ALL INTERNATIONAL RIGHTS RESERVED.

LOC E DIST B

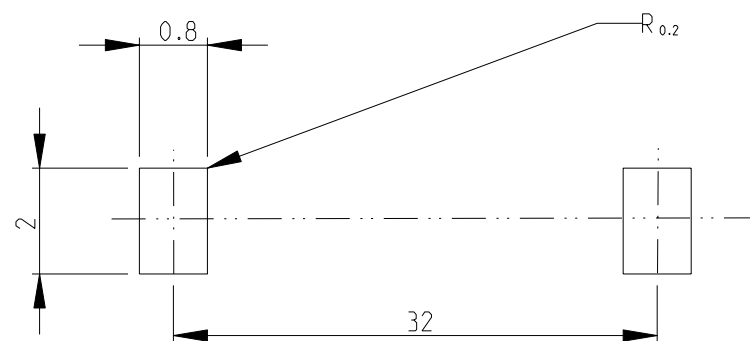
REVISIONS

P	LTR	DESCRIPTION	DATE	DWN	APVD
	BA	NEW RELEASE	14OCT2010	PT	St.P




FOR FURTHER INFORMATION SEE DATA SHEET FOR HIGH POWER RESISTORS OF SQ SERIES

P.C.B HOLE DIMENSIONS



RoHS Compliant



THIS DRAWING IS A CONTROLLED DOCUMENT FOR TYCO ELECTRONICS CORPORATION IT IS SUBJECT TO CHANGE AND THE CONTROLLING ENGINEERING ORGANIZATION SHOULD BE CONTACTED FOR THE LATEST REVISION.

DIMENSIONS:		TOLERANCES UNLESS OTHERWISE SPECIFIED:	
mm		0 PLC	±0.2
		1 PLC	±0.1
		2 PLC	±
		3 PLC	±
		4 PLC	±
		ANGLES	±5°
MATERIAL	-	FINISH	-

DWN	PARUSURAM.T	14OCT2010
CHK	ALLAN.P	14OCT2010
APVD	STEPHEN.P	14OCT2010
PRODUCT SPEC	-	
APPLICATION SPEC	-	
WEIGHT	-	
CUSTOMER DRAWING		

Tyco Electronics Corporation Dorcan, Swindon, SN3 5HH		NAME	
HIGH POWER RESISTORS SERIES SQZ15		-	
SIZE	CAGE CODE	DRAWING NO	RESTRICTED TO
A3	00779	C=1623802	-
SCALE 1:1		SHEET 1 OF 1	REV BA