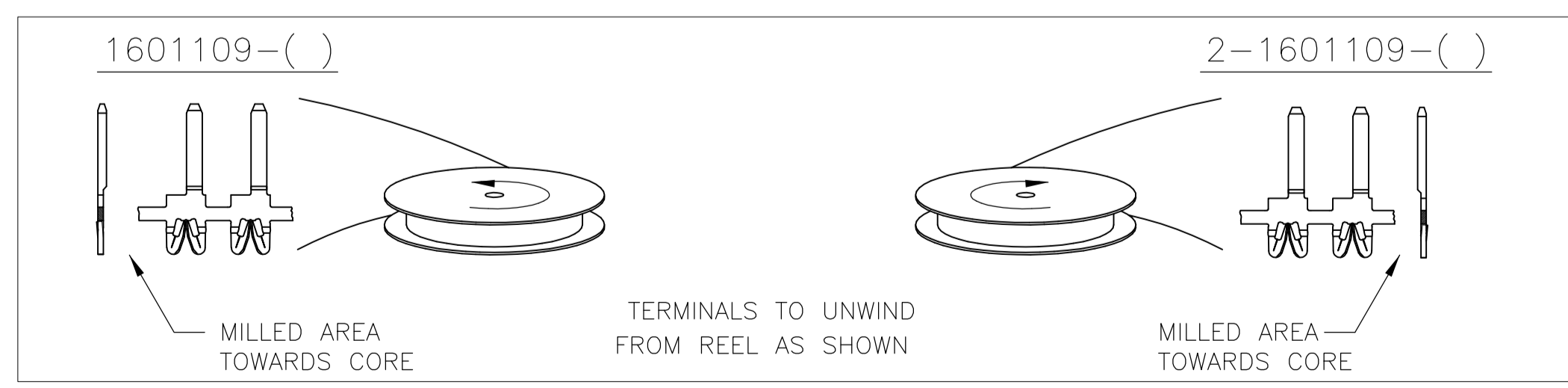
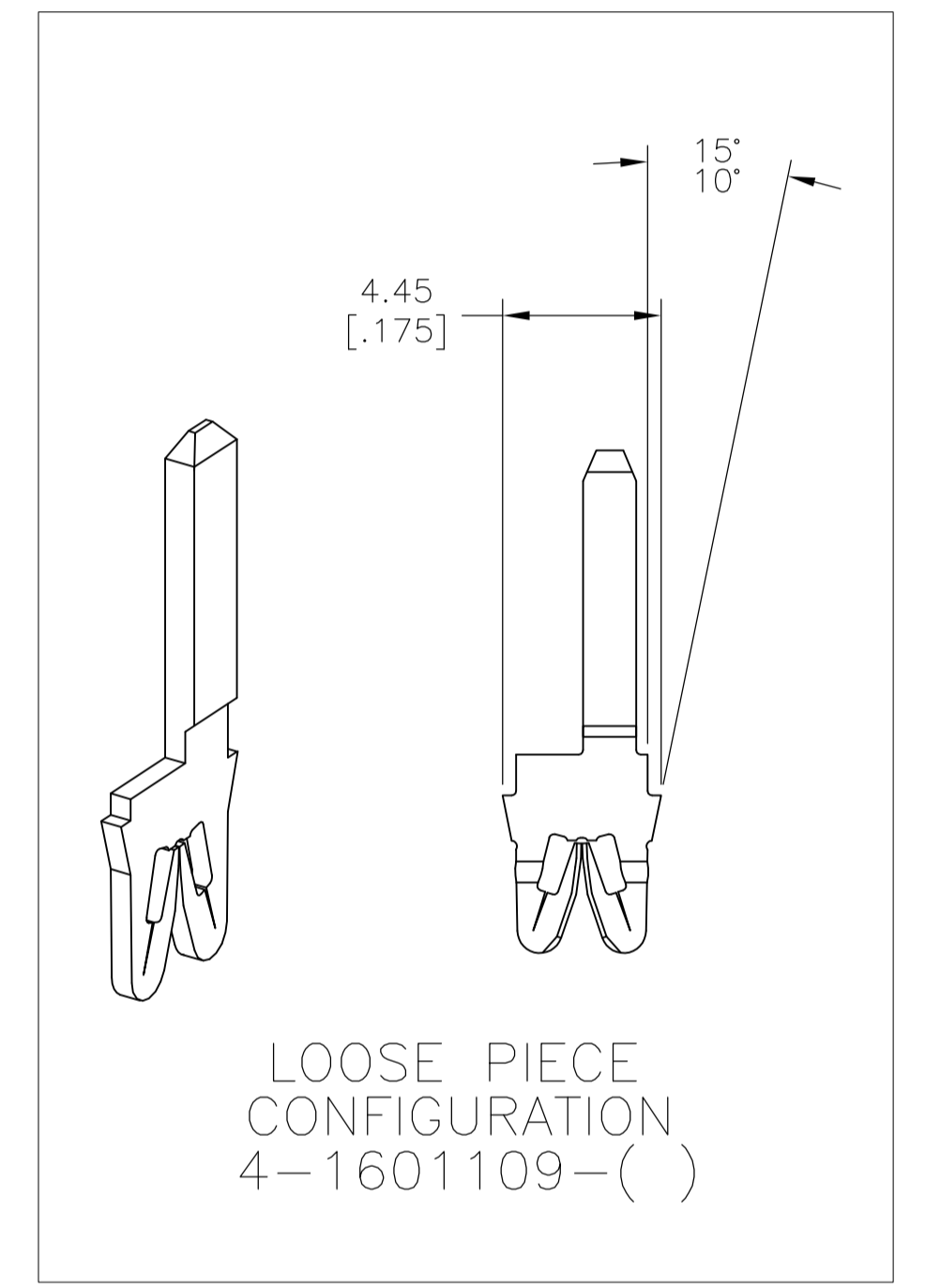
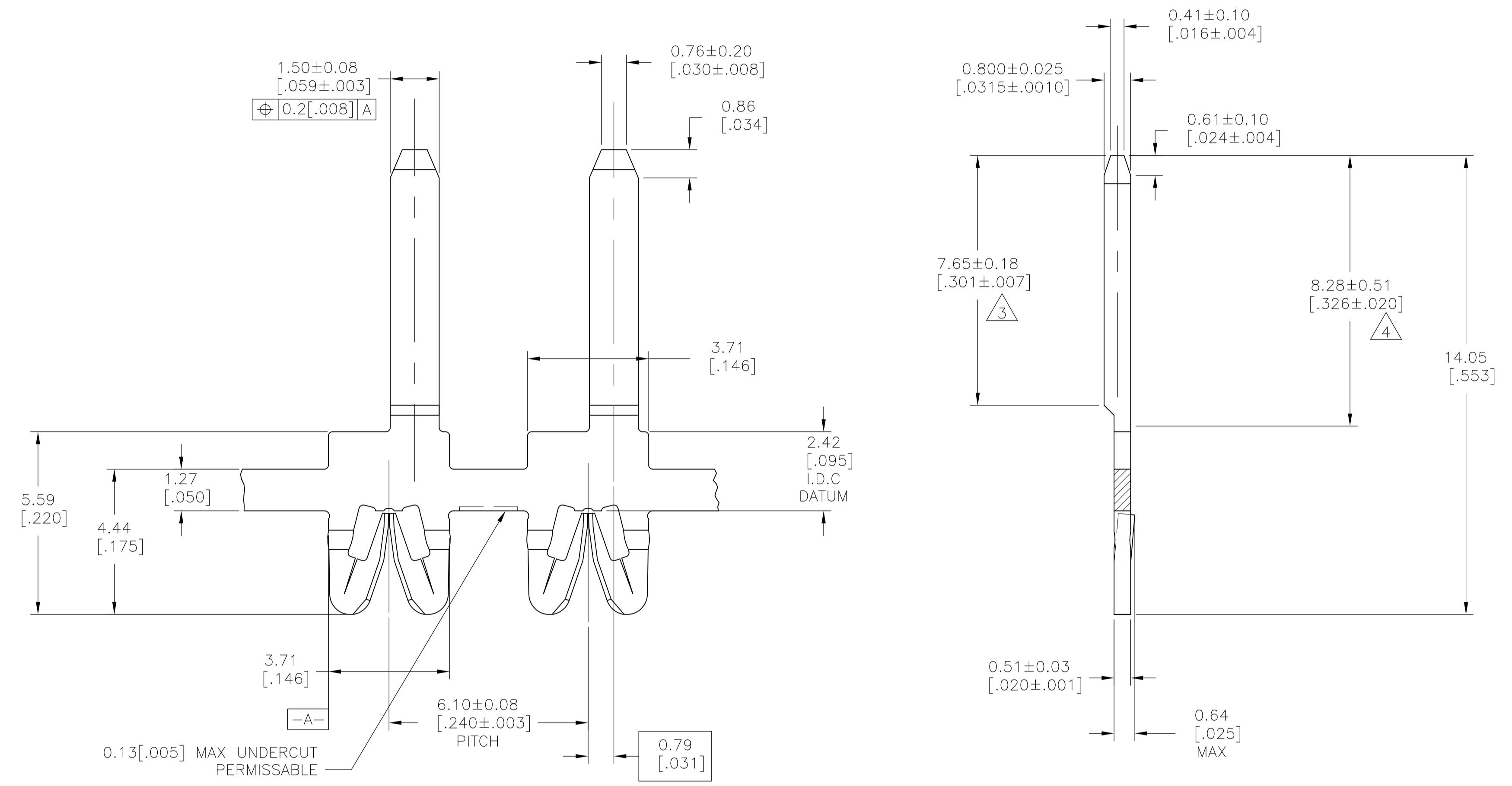


LOC		DIST		REVISIONS			
REV	DATE	BY	CHK	DESCRIPTION	DATE	DWN	APVD
AF	50	C3		REVISED PER ECR-10-013696	19AUG10	HMR	GJ

- 1 SPECIFICATIONS: MAGNET WIRE RANGE; #18-#34
0.16-1.02mm [.006-.040] DIA. COPPER.
OTHER SIZES MAY BE ACCOMMODATED, CONSULT
TYCO ELECTRONICS FOR APPROVAL.
- 2 POCKET RECOMMENDATION: 1601424.
- 3 MAINTAIN THICKNESS FOR THIS LENGTH AND COIN
EDGES WITH NO BURRS.
- 4 SELECTIVE PLATE THIS AREA: 0.00127 [.000050] MIN GOLD
OVER 0.00127 [.000050] MIN NICKEL UNDER PLATE OVER
ENTIRE TERMINAL.
- 5 PRELIMINARY - NOT FOR PRODUCTION
- 6 TERMINAL APPLICATION TO COMPLY WITH TYCO ELECTRONICS
SPECIFICATION 114-13166 FIGURE 5.
- 7 TWO(2) TERMINALS SHOWN FOR ILLUSTRATION PURPOSES ONLY.



4	5	4-1601109-2
UNPLATED	5	4-1601109-1
UNPLATED		2-1601109-1
TIN PLATED	5	1601109-3
4		1601109-2
UNPLATED		1601109-1
FINISH		PART NUMBER

THIS DRAWING IS A CONTROLLED DOCUMENT.		DWN MICHAEL S. FEHER 26NOV2002	Tyco Electronics Corporation Harrisburg, PA 17105-3608	
DIMENSIONS: mm [INCHES]		CHK GENE JACONO 26NOV2002	APVD GENE JACONO 26NOV2002	
TOLERANCES UNLESS OTHERWISE SPECIFIED:		NAME 1.50 X 0.81 OFFSET TAB STANDARD SIAMEZE TERMINAL		
0 PLC ± -	1 PLC ± -	PRODUCT SPEC 108-2085		
2 PLC ± 0.13[.005]	3 PLC ± -	APPLICATION SPEC 6		
4 PLC ± -	ANGLES ± °	SIZE A1		
MATERIAL BRASS, FULL HARD	FINISH SEE TABLE	WEIGHT -	CAGE CODE 00779	DRAWING NO 1601109
CUSTOMER DRAWING		SCALE 10:1	SHEET 1 OF 1	REV C3