© 2024 TE Connectivity. All Rights Reserved.
VERTRAULICHE UNVERÖFFENTLICHTE TECHNOLOGIE
RELEASED FOR PUBLICATION
FREI FÜER VERÖFFENTLICHUNG
ALL RIGHTS RESERVED
ALLE RECHTE VORBEHALTEN

MATED WITH:
PASSEND ZU:

PROJEKT NR.:

REVISIONS / ÄNDERUNGEN

P	LTR	DESCRIPTION BESCHREIBUNG	DATE	DWN	APVD
	A8	PN 964306-3 IS OBSOLETED	23SEP2024	NK	KMD

CONTACTS FOR FLR AND FLK-CABLE

Kontakte fuer FLR und FLK-Leitung

Contacts for Single Wire Sealing System: FLR-and FLK-Cable

Kontakte für Einzel-Dichtung-System: FLR- und FLK-Leitung

Dimensions see Figure Contacts for FLR – Cable
Masse siehe Darstellung der Kontakte fuer FLR Leitung

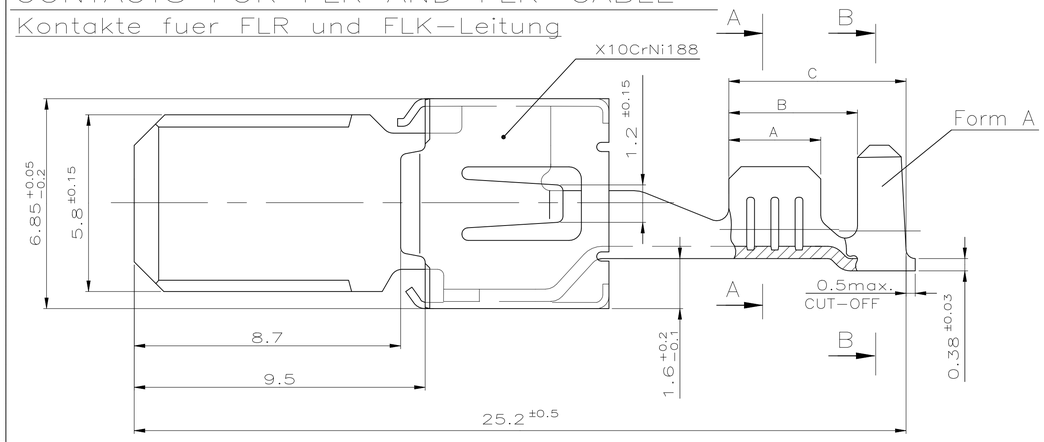

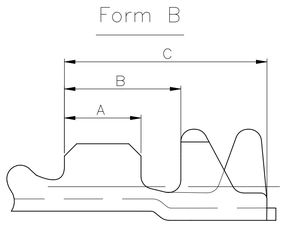

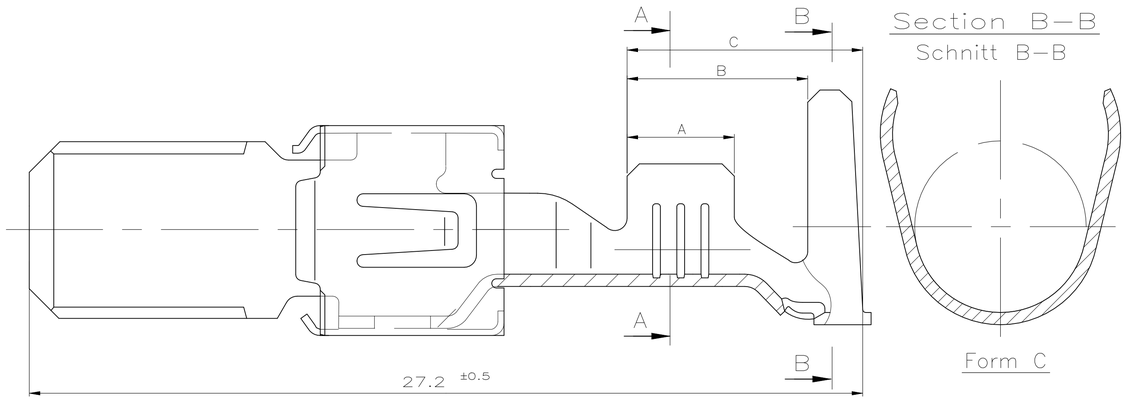

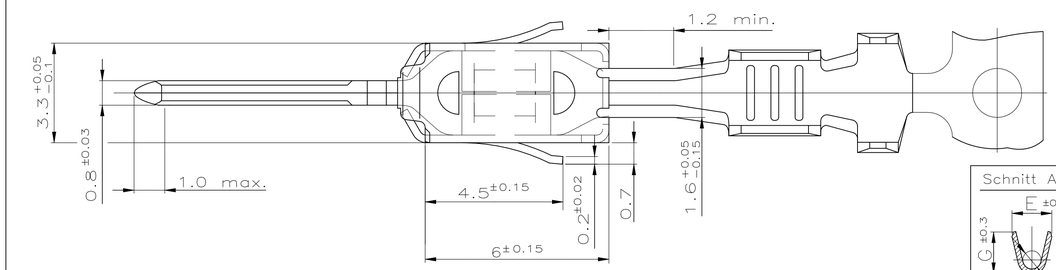

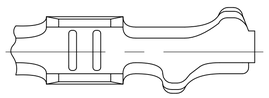

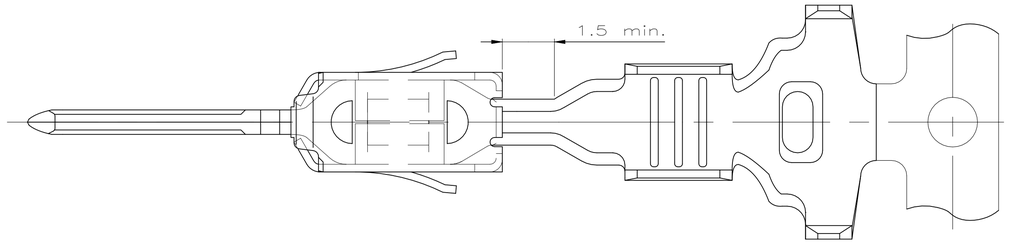

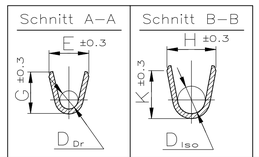

A8

Order No. BESTELL– NR. Strip BANDWARE	Rev.	Order No. BESTELL– NR. Loose piece Einzelaus–fuehrung	Wire Range Drahtgroessen Bereich (mm²)	Insulation ∅ Isolations ∅ (mm)	Anzahl Serrations Amount of Serrations	Material Werkstoff	Surface Ober–flaeche	Lenght Laenge	Wire crimp Drahtcrimp	Insul.crimp Iso'crimp	
–	–	–				–	–	A = 4.0 B = 5.9 C = 7.7	E = 4.6 G = 4.8 D_{Dr} = 2.4	H = 8.0 K = 8.0 D_{iso} = 6.0	Single wire sealing system EDS
2–964314–2	A	–	>2.5–4.0	3.4–4.5 △2	4	CuFe 2	△4				
964314–1	B	–				CuFe 2	vorverzinnt			Form C	
–	–	–				–	–	A = 3.5 B = 5.9 C = 7.7	E = 3.8 G = 4.0 D_{Dr} = 1.7	H = 8.0 K = 8.0 D_{iso} = 5.7	
2–964312–2	A	–	>1.0–2.5	2.2–3.7 △2	3	CuFe 2	△4				
964312–1	B	964311–1				CuFe 2	vorverzinnt			Form C	
–	–	–				–	–	A = 3.0 B = 5.4 C = 7.2	E = 2.8 G = 3.0 D_{Dr} = 1.1	H = 7.7 K = 7.7 D_{iso} = 5.5	
2–964310–2	A	–	0.5–1.0	1.4–2.7 △2	3	CuFe 2	△4				
964310–1	B	964309–1				CuFe 2	vorverzinnt			Form C	
–	–	–				–	–	A = 4.0 B = 5.2 C = 6.8	E = 4.6 G = 4.8 D_{Dr} = 2.4	H = 6.4 K = 6.7 D_{iso} = 4.0	FLR/FLK
–	–	–	>2.5–4.0	3.3–4.5	4	–	–				
964308–1	A	964307–1				CuFe 2	vorverzinnt			Form A	
~~964306–3~~	A	964305–3				CuSn 4	△3	A = 3.5 B = 4.7 C = 6.3	E = 3.8 G = 4.0 D_{Dr} = 1.7	H = 4.7 K = 4.9 D_{iso} = 2.6	Cable / Leitung
–	–	–	>1.0–2.5	2.2–3.0	3	–	–				
964306–1	A	964305–1				CuFe 2	vorverzinnt			Form A	
–	–	–				–	–	A = 3.0 B = 4.2 C = 5.8	E = 2.8 G = 3.0 D_{Dr} = 1.1	H = 3.9 K = 4.1 D_{iso} = 1.8	
–	–	–	0.5–1.0	1.4–2.1	3	–	–				
964304–1	A	964303–1				CuFe 2	vorverzinnt			Form A	
–	–	–				–	–	A = 2.5 B = 3.8 C = 6.6	E = 2.2 G = 2.2 D_{Dr} = 0.8	H = 3.1 K = 3.1 D_{iso} = 1.4	FLR –
–	–	–	0.2–0.5	1.15–1.6	2	–	–				
969007–1	A	969008–1				CuFe 2	vorverzinnt			Form B	

Crimp Dimension (mm) Crimpabmessungen

Notes
Bemerkungen

△1 According insulationdiameter is to choose the single wire seal
Entsprechend dem Isolationsdurchmesser ist die Einzel–Dichtung auszuwaehlen

△2 More specific customer seal existing
Weitere kundenspezifische Einzeldichtung vorhanden

△3 Body Electro Tin Plated over Nickel 0.2µm min.
Contact Area Selective Gold over Nickel 0.8µm min.
Wire Crimp Area Electro Tin Plated over Nickel 1µm min.
Kontaktkoerper gal. verzinnt ueber Nickel 0.2µm min.
Kontaktzone selektiv vergoldet ueber Nickel 0.8µm min.
Drahtcrimpbereich gal. verzinnt ueber Nickel 1µm min.

△4 Contact Area min. 3µm Pre–silver plated
Kontaktzone min. 3µm vorversilbert

Single Wire Seal Einzel–Dichtung △1		
963245–1	3.3–3.7	yellow gelb
963244–1	2.0–3.0	white weiß
963243–1	1.15–2.1	blue blau
ORDER NO. BESTELL– NR.	Insulation ∅ Isolations ∅	Colour Farbe

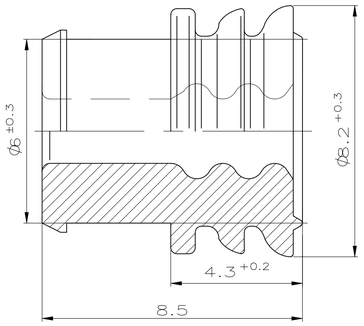

THIS DRAWING IS NOT SUBJECT TO CONSTANT CHANGING SERVICE AND DOES NOT LAY CLAIM TO BE COMPLETE. FOR DEFINITE SPECIFICATION SEE RESPECTIVE TE CONNECTIVITY CUSTOMER DRAWINGS.
FURTHER VERSIONS ON INQUIRY.

Diese Zeichnung unterliegt nicht dem staendigen Aenderungsdienst und erhebt keinen Anspruch auf Vollstaendigkeit. Verbindliche Angaben sind der jeweiligen TE CONNECTIVITY–Kundenzeichnung zu entnehmen.
Weitere Ausfuehrungen auf Anfrage.

THIS DRAWING IS A CONTROLLED DOCUMENT.
DIESE ZEICHNUNG IST EIN KONTROLLIERTES DOKUMENT.

DIMENSIONS: MASSE\NHEITEN mm

TOLERANCES UNLESS OTHERWISE SPECIFIED: ALLGEMEINTOLERANZEN
0 PLC ± –
1 PLC ± 0.2
2 PLC ± –
3 PLC ± –
4 PLC ± –
ANGLES / WINKEL ± –

MATERIAL –
FINISH / OBERFLAECHE / FARBE –

DWN 230CT2001 Abraham,G.
CHK 230CT2001 Meierhoefer,T.
APVD –
PRODUCT SPEC PRODUKTSPEZ 108–18064
APPLICATION SPEC VERARBEITUNGSSPEZ 114–18052
WEIGHT GEWICHT 0,000000

TE Connectivity

NAME
PRODUCT GROUP DRAWING TAB 5,8x0,8–TYPE A
Produktgruppenzeichnung Flachstecker
5,8x0,8–Typ A

SIZE A1 | CAGE CODE 00779 | DRAWING NO ZEICHNUNGS–NR. C–1394011 | RESTRICTED TO NUR FUER –

CUSTOMER DRAWING / KUNDENZEICHNUNG | SCALE MASSSTAB 0:1 | SHEET BLATT 1 OF VON 1 | REV A8

4805 (1/15)