THIS DRAWING IS UNPUBLISHED. RELEASED FOR PUBLICATION 2005
© COPYRIGHT 2005 Tyco Electronics AMP GmbH ALL RIGHTS RESERVED.

LOC	DIST
A1	-

REVISIONS

P	LTR	DESCRIPTION	DATE	DWN	APVD
	N4	SEE PCN-E-15-007677	19MAY2015	JR	HR
	N5	SEE PCN-E-17-001532	02FEB2017	KC	SH
	N6	SEE PCN-E-18-005619	13APR2018	RS	-
	N7	E-20-009664	10JUL2020	SRN	PT

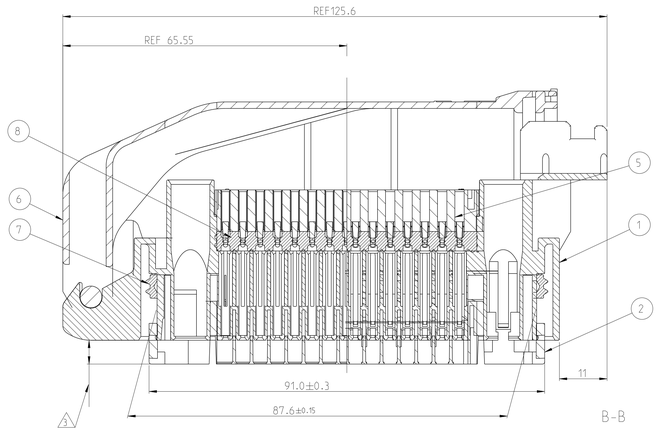

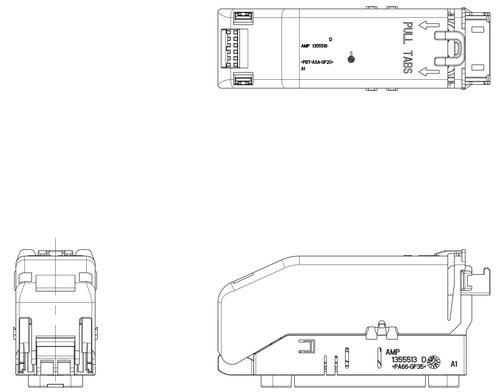

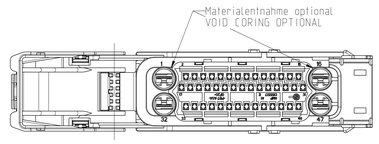

CONNECTOR WITH
OPENED SHIELD

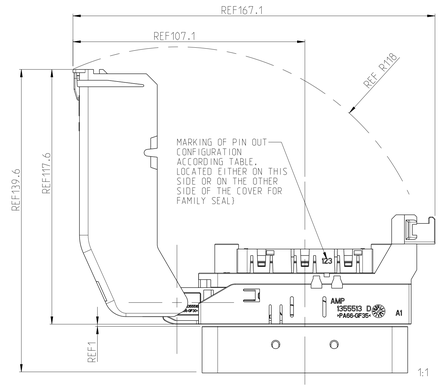

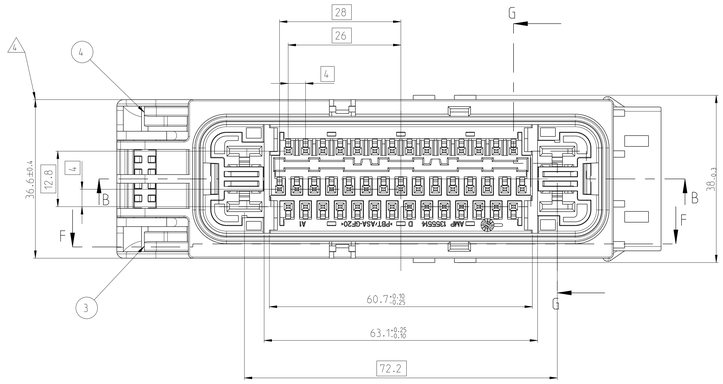

TPA IN PRE-SET POSITION

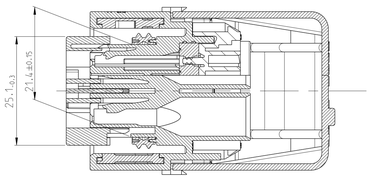

TPA IN SET POSITION
VIEW WITH TERMINALS

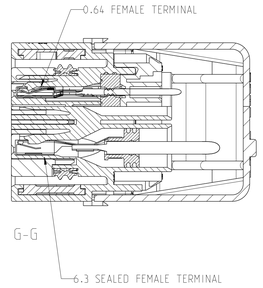

3D VIEW

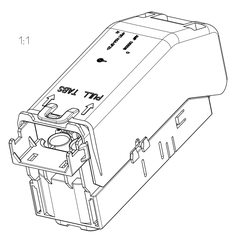

1. Siehe Tabelle Seite 2 und 3
SEE TABLE SHEET 2 AND 3

2. SEE PAGE 2
Siehe Blatt 2

3. SPACER IN PRESET POSITION
Spacer in Vorrastsstellung

4. WARPAGE ALLOWED DOWN TO 35.7
Verzug bis 35.7 zulaessig

5. Signal Kontakte sind ausgelegt fuer Kabelgroessen AWG 18-20. Leiterquerschnitt 0.5 - 0.75mm.
Fuer die Dichtigkeit der Steckverbinder ist notwendig, dass der Isolationsdurchmesser 1.4 - 1.9mm betraegt.
SIGNAL CONTACTS ARE SUITABLE FOR WIRE SIZE AWG 18-20. CONDUCTOR CROSS SECTION 0.5 - 0.75mm.
FOR THE SEALING OF THE CONNECTOR IT IS NECESSARY TO HAVE A CABLE ISOLATION DIAMETER OF 1.4 - 1.9mm.

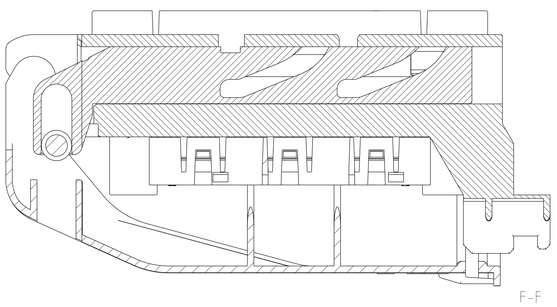

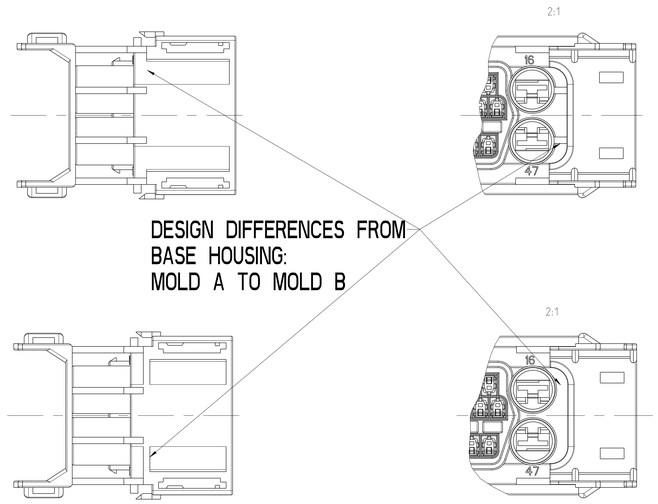

DESIGN DIFFERENCES FROM
BASE HOUSING:
MOLD A TO MOLD B

CUSTOMER PN	TE- PN	TE- PN		DESCRIPTION	
2L1T-14A464-AB-XXX (1)	X-2291024-X (1)	X-1355512-X (1)	1x	FAMILY SEALING	8
			1x	PERIPHERAL SEAL	7
			1x	WIRE DRESS COVER	6
			1x	COVER FAM.-SEAL	5
			1x	RIGHT SLIDE	4
			1x	LEFT SLIDE	3
			1x	SPACER	2
			1x	HOUSING	1

THIS DRAWING IS A CONTROLLED DOCUMENT.

DIMENSIONS: mm

TOLERANCES UNLESS OTHERWISE SPECIFIED:
0 PLC ±0.4
1 PLC ±0.4
2 PLC ±0.4
3 PLC ±0.4
4 PLC ±0.4
ANGLES ±5°

MATERIAL -
FINISH -

DWN R. JAKLIN 19MAY99
CHK G. MUMPER 19MAY99
APVD H. BOUDA 19MAY99

PRODUCT SPEC -
APPLICATION SPEC -
WEIGHT -

TE Connectivity

NAME ASSY 47WAY MK25/60 ABS CONNECTOR

SIZE A0 | CAGE CODE 00779 | DRAWING NO C-1355512 | RESTRICTED TO -

Customer Drawing | SCALE 2:1 | SHEET 1 OF 3 | REV N7

4806 (3/11)

THIS DRAWING IS UNPUBLISHED. RELEASED FOR PUBLICATION 2005
© COPYRIGHT 2005 Tyco Electronics AMP GmbH ALL RIGHTS RESERVED.

LOC	DIST
A1	–

REVISIONS

P	LTR	DESCRIPTION	DATE	DWN	APVD
	–	SEE SHEET 1	–	–	–

| | | |

THIS DRAWING IS UNPUBLISHED. RELEASED FOR PUBLICATION 2015
© COPYRIGHT 2015 Tyco Electronics AMP GmbH ALL RIGHTS RESERVED.

LOC	DIST
A1	-

REVISIONS

P	LTR	DESCRIPTION	DATE	DWN	APVD
	-	SEE SHEET 1	-	-	-

| | | |