© 2025 TE Connectivity. All Rights Reserved.

REVISIONS					
P	LTR	DESCRIPTION	DATE	DWN	APVD
	T1	MATERIAL CHANGE	04JAN2024	RK	MF
	T2	NOTE 9 AND 10 REMOVED	23JAN2025	KA	GVP
	U	REVERTING TO PREVIOUS DESIGN AND RESIN	25FEB2025	RS	GVP

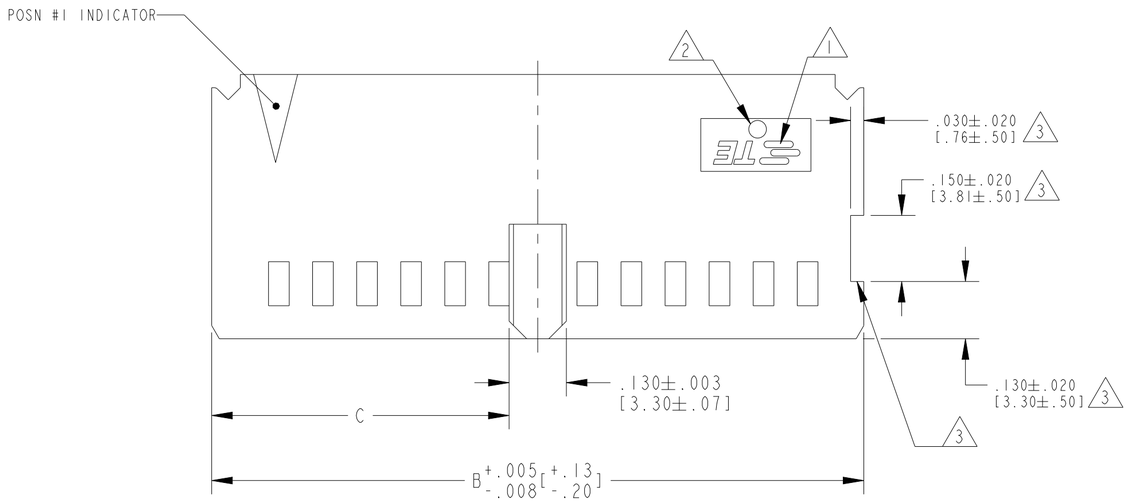

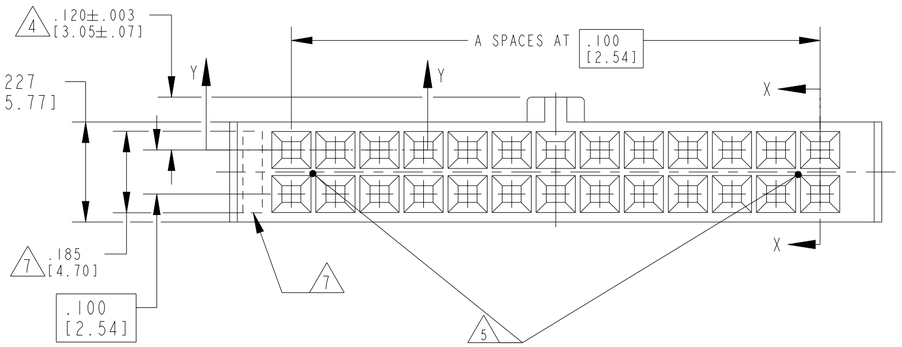

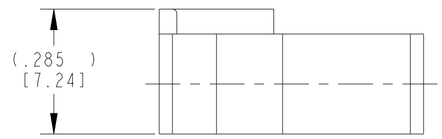

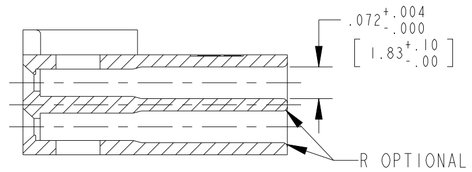

SECTION X-X

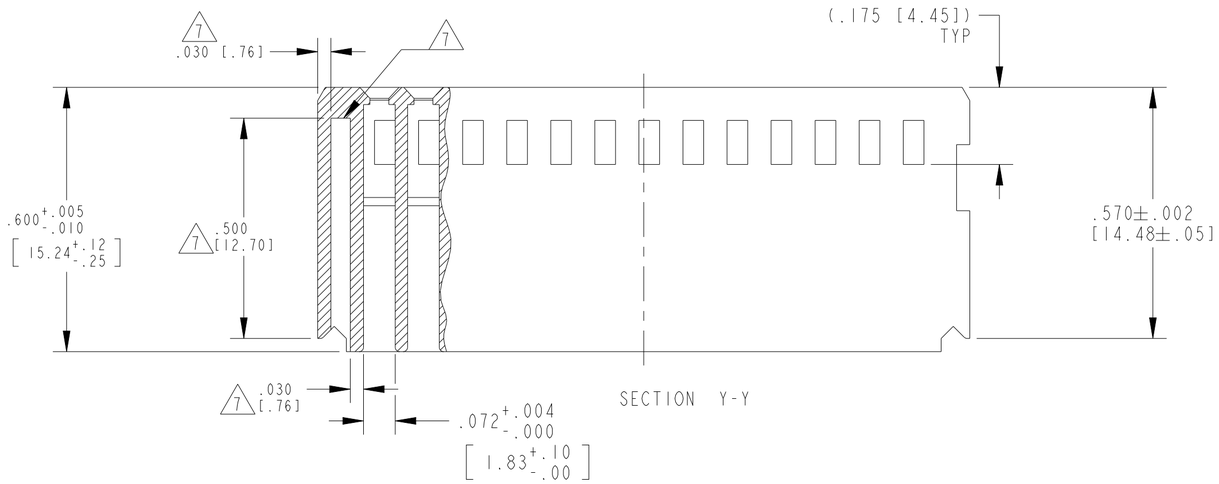

SECTION Y-Y

NOTE:

1. MOLD TE LOGO .062±.015 [1.57±0.38] HIGH CHARACTERS LOCATED APPROX AS SHOWN
2. MOLD CAVITY IDENT (MOLDED IN) .046±015 [1.15±0.38] HIGH CHARACTERS LOCATED APPROX AS SHOWN
3. RECESSED AREA AROUND MOLD GATE IS OPTIONAL. THIS FEATURE IS ALLOWABLE ON EITHER SIDE OF HOUSING OR MAY NOT BE PRESENT AT ALL.
4. COORDINATE DIMENSION APPLIES FROM CENTER OF FIRST ACTUAL FEATURE
5. RECESSED AREA AROUND GATE PERMISSIBLE. THIS FEATURE IS ALONG CENTERLINE OF MATING FACE.
6. WHEN MATING WITH AMP-LATCH UNIVERSAL HEADERS, P/N 1825851-1 MUST BE USED. PURCHASE SEPARATELY WITH HEADER- 2 REQUIRED.
7. VOID CORING IS OPTIONAL, AT MOLDER'S DISCRETION.

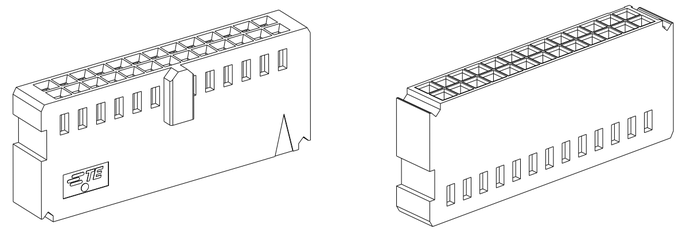

ISO VIEW
SCALE 2:1

102387-6 AS SHOWN

C	B	A	NO. OF POSN	PART NUMBER
.575 [14.605]	1.280 [32.512]	10	22	1-102387-5
.225 [5.715]	.580 [14.732]	3	8	1-102387-4
1.125 [28.575]	2.380 [60.452]	21	44	1-102387-3
1.625 [41.275]	3.380 [85.852]	31	64	1-102387-2
1.525 [38.735]	3.180 [80.772]	29	60	1-102387-1
1.275 [32.385]	2.680 [68.072]	24	50	1-102387-0
1.025 [26.035]	2.180 [55.372]	19	40	102387-9
.875 [22.225]	1.880 [47.752]	16	34	102387-8
.775 [19.685]	1.680 [42.672]	14	30	102387-7
.675 [17.145]	1.480 [37.592]	12	26	102387-6
.625 [15.875]	1.380 [35.052]	11	24	102387-5
.525 [13.335]	1.180 [29.972]	9	20	102387-4
.425 [10.795]	.980 [24.892]	7	16	102387-3
.375 [9.525]	.880 [22.352]	6	14	102387-2
.275 [6.985]	.680 [17.272]	4	10	102387-1

THIS DRAWING IS A CONTROLLED DOCUMENT.

DIMENSIONS: INCHES[mm]

TOLERANCES UNLESS OTHERWISE SPECIFIED:
0 PLC ±-
1 PLC ±-
2 PLC ±-
3 PLC ±0.005[0.13]
4 PLC ±-
ANGLES ±-

MATERIAL: FLAME RETARDANT THERMOPLASTIC
COLOR: BLACK PER ASTM D4066

FINISH: -

DWN B.MOYER 5-17-89
CHK K.HELM 6-13-89
APVD
PRODUCT SPEC 108-25020
APPLICATION SPEC 114-25003, 114-25016
WEIGHT -

TE Connectivity

NAME HOUSING, CRIMP SNAP-IN, SHORT ENTRY, MOD IV
-

SIZE A2 | CAGE CODE 00779 | DRAWING NO C-102387 | RESTRICTED TO -

CUSTOMER DRAWING | SCALE 4:1 | SHEET 1 OF 1 | REV U

1471-9 (3/13)