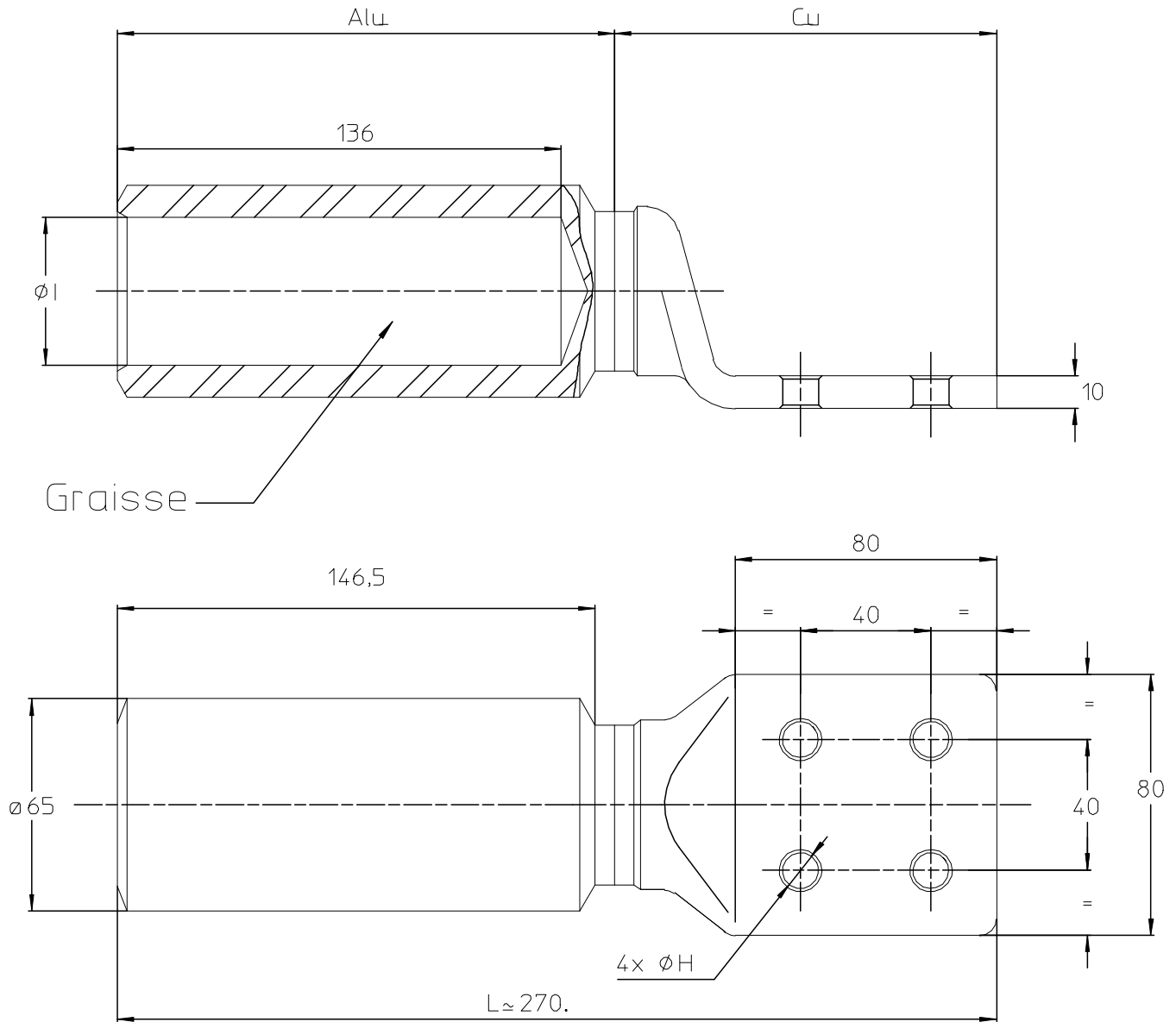

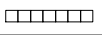
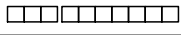
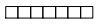
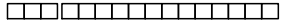



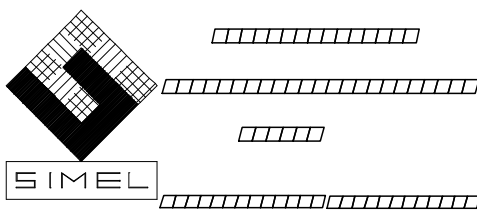
MARQUAGE: REFERENCE, MATRICE, , DATE





MATIERE: ALUMINIUM(1050A), CUIVRE(Cu/a1)

SECTION (mm ²)		REFERENCE	DIMENSIONS(mm)		MATRICE
			ϕl	ϕH	
1200			45.5	-	MC 8E. 8E
1200		* 	45.5	11	MC 8E. 8E

SIMEL se réserve le droit de modifier sans préavis les caractéristiques techniques et dimensionnelles du produit



			
a	1ere édition	29/11/91	dessine:
			verifie:
			approuve:
Eche: 1:2		#	