



Raychem Transition Joint System LJTM up to 1 kV
Including New Mechanical Shear Bolt Connectors

Raychem
from TE Connectivity

Raychem Transition Joint System LJTM up to 1 kV Including New Mechanical Shear Bolt Connectors

General

The new Raychem LJTM product line of low voltage transition joints up to 1 kV combines the characteristics of the well-known, long-term tested and reliable Raychem heat shrink technology with the advantages of mechanical shear bolt connectors.


The joints are designed on the basis of the guidelines of the new DIN 47640 standard, effective for low voltage inline joints and defining the compatibility between low voltage heat shrink tubing and mechanical connectors. The requirements of the standard are met by using the advanced Raychem WCSM insulation sleeves with larger application range and the new developed Raychem BSLB mechanical shear bolt connectors.

Features & Benefits

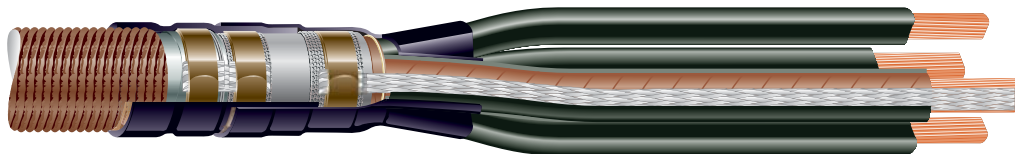
- Standardized LV jointing system, with focus on high range-taking
- Fixed application ranges, with clear allocation for selection of mechanical connectors
- Joints designed to meet modern requirements for LV accessories and to cover all relevant customer specifications for LV transition joints
- Use of the advanced Raychem WCSM insulation sleeves allows unrestricted use of mechanical shear bolt connectors
- Wall thickness of the insulation sleeves optimized to ensure mechanical and electrical strength over connectors
- Shear-torque-controlled more reliable mechanical connectors
- No shelf-life issues with main components
- Easy and fast installation

All joint components combine excellent electrical performance, mechanical strength and moisture sealing to provide the main functions required for low voltage products.



The new Raychem LJTM product line passed the required type tests in accordance with:
EN50393 - Test requirements on cable accessories for applications on energy power cables of rated voltages up to 0.6/1(1.2) kV



Raychem LJTM joints allow connections from 4-core unarmored plastic insulated cables to 4-core paper insulated cables with lead sheath or to 3-core paper insulated cables with aluminum sheath.



The standardized and optimized design of the joints results in the strong advantage that fewer joints have to be used for a variety of cable constructions and cross-sections.



BSLB – Mechanical shear bolt connectors - Features & Benefits


- Bodies and shear off bolts made of high strength Aluminum alloy
- Cross-grooved conductor channels for improved long term contact performance
- Bodies, with rounded edges, completely electro-tinned
- Bolts with outer hexagonal head, waxed for better installation, not removable
- Unique design with round bores and milled notches to allow easy installation of sector-shaped conductors without rounding

The new BSL product line has passed all required type tests in accordance with: IEC-61238-1, class A Test requirements on connectors for use on energy power cables



Mechanical shear bolt connectors – General advantages

- Designed for high range taking
- Application independent from conductor materials and constructions
- Easier and safer installation of the mechanical connectors improved network reliability
- Fast installation using standard spanners, ratchets or electrical torque wrenches



Cordless impact wrench

For the installation of mechanical connectors a cordless impact wrench is available. For more details see brochure EPP 1297.

Ordering information

Raychem LJTM transition joint kits are currently available for connections from of polymeric insulated cables without armour to 4-core paper insulated cables with lead sheath or to 3-core paper insulated cables with aluminum sheath.

There are four kits available covering the applications on both cables with lead or aluminium sheath. Each joint covers a large range of cable sizes and is supplied as a complete set, including the new BSLB (blocked) mechanical shear bolt connectors and all other required heat shrink components.

The components required for the connection of the metal sheath of the paper cables are contained in the kit content.

The joint application ranges, defined in the selection table are defined by the maximum application limits of the heat shrinkable components and the design limits for the mechanical connectors.

Due to different conductor and cable dimensions the minimum and maximum application range may be extendable or have to be limited. Please contact your local TE sales representative.

Standard kits available**Application ranges (mm²)**

Polymeric cable	Paper cable with lead sheath	Paper cable with aluminium sheath	Kit name	Part number
4x 10-50	4x 10-35	3x 10-50	LJTM-4X/010-050	CZ7577-000
4x 35-95	4x 25-70	3x 25-95	LJTM-4X/035-095	CZ7372-000
4x 35-150	4x 35-120	3x 35-150	LJTM-4X/070-150	CZ7578-000
4x 95-240	4x 95-185	3x 95-240	LJTM-4X/095-240	CZ7576-000

Note: The application range for paper cables with lead sheath needs to be reduced by one cross-section, to insert the earth braid connecting the lead sheath and the neutral core into the mechanical connector.

Joints for crimp connectors are available on request.

Joints for armoured cable types are available on request.

For further information on these new Raychem products from TE Connectivity, please contact the local TE sales teams.

As one of the leaders in heat-shrinkable materials and one of the largest cable accessories makers, we additionally offer customer training, service and technical assistance to meet the demands of the growing world of energy.

While TE Connectivity (TE) has made every reasonable effort to ensure the accuracy of the information in this catalog, TE does not guarantee that it is error-free, nor does TE make any other representation, warranty or guarantee that the information is accurate, correct, reliable or current. TE reserves the right to make any adjustments to the information contained herein at any time without notice. TE expressly disclaims all implied warranties regarding the information contained herein, including, but not limited to, any implied warranties of merchantability or fitness for a particular purpose. The dimensions in this catalog are for reference purposes only and are subject to change without notice. Specifications are subject to change without notice. Consult TE for the latest dimensions and design specifications. Raychem, TE Connectivity and TE connectivity (logo) are trademarks.

TE Energy – innovative and economical solutions for the electrical power industry: cable accessories, connectors & fittings, insulators & insulation, surge arresters, switching equipment, street lighting, power measurement and control.

Tyco Electronics Raychem GmbH
a TE Connectivity Ltd. Company
TE Energy
Finsinger Feld 1
85521 Ottobrunn/Munich, Germany

Phone: +49-89-6089-0
Fax: +49-89-6096345

energy.te.com

