

CERTIFICATE OF COMPLIANCE

Certificate Number 20140730-E28476
Report Reference E28476-20121214
Issue Date 2014-JULY-30

Issued to: TYCO ELECTRONICS CORP
2100 PAXTON ST
HARRISBURG PA 17111

**This is to certify that
representative samples of**



COMPONENT - CONNECTORS FOR USE IN DATA,
SIGNAL, CONTROL AND POWER APPLICATIONS
LED Holder for Sharp Mini Zenigata, Cat. Nos. 2213118-1,
2213118-2

Have been investigated by UL in accordance with the
Standard(s) indicated on this Certificate.

Standard(s) for Safety: Component Connectors for Use in Data, Signal, Control and
Power Applications, UL 1977
SPECIAL USE ATTACHMENT PLUGS, RECEPTACLES
AND CONNECTORS, CAN/CSA C22.2 No. 182.3-M1987

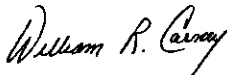
Additional Information: See the UL Online Certifications Directory at
www.ul.com/database for additional information

Only those products bearing the UL Recognized Component Marks for the U.S. and Canada should be considered as being covered by UL's Recognition and Follow-Up Service and meeting the appropriate U.S. and Canadian requirements.

The UL Recognized Component Mark for the U.S. generally consists of the manufacturer's identification and catalog number, model number or other product designation as specified under "Marking" for the particular Recognition as published in the appropriate UL Directory. As a supplementary means of identifying products that have been produced under UL's Component Recognition Program, UL's Recognized Component Mark: , may be used in conjunction with the required Recognized Marks. The Recognized Component Mark is required when specified in the UL Directory preceding the recognitions or under "Markings" for the individual recognitions. The UL Recognized Component Mark for Canada consists of the UL Recognized Mark for Canada:  and the manufacturer's identification and catalog number, model number or other product designation as specified under "Marking" for the particular Recognition as published in the appropriate UL Directory.

Recognized components are incomplete in certain constructional features or restricted in performance capabilities and are intended for use as components of complete equipment submitted for investigation rather than for direct separate installation in the field. The final acceptance of the component is dependent upon its installation and use in complete equipment submitted to UL LLC.

Look for the UL Recognized Component Mark on the product.



William R. Carney, Director, North American Certification Programs

UL LLC

Any information and documentation involving UL Mark services are provided on behalf of UL LLC (UL) or any authorized licensee of UL. For questions, please contact a local UL Customer Service Representative at www.ul.com/contactus

DESCRIPTION

PRODUCT COVERED:

USR, CNR Component Connector, LED Holder for Sharp Mini Zenigata, Cat.
Nos. 2213118-1, **2213118-2**

GENERAL:

These devices are multi-pole connectors intended for factory assembly by means of one poke-in terminal and solder contact where the acceptability of combinations is determined by UL LLC. The devices are identified as follows:

USR indicates investigation to United States Standards, UL 1977.

CNR indicates investigation to Canadian National Standards,
C22.2 No. 182.3.

RATINGS:

Cat. Nos.	Voltage, Vdc	Ampere (A)	Conductor Sizes, AWG Sol/Str
*2213118-1, 2213118-2	60	2	20-22

Flammability - V0

Disconnecting Use - see Sec Gen for required marking

TECHNICAL CONSIDERATIONS (NOT FOR FIELD REPRESENTATIVE'S USE):

Use - For use only in or with complete equipment where the acceptability of the combination is determined by UL LLC.

Conditions of Acceptability - The following are among the considerations to be made when evaluating the device in the end-use product.

Interruption of Current

1. These devices are not suitable for interrupting the flow of current by connecting or disconnecting the mating connector.

Current-Carrying Capability and Current Ratings

2. These devices have been subjected to the Temperature test with the rated currents and maximum temperature rise values tabulated below.

Cat Nos.	Current, A	Maximum Temperature Rise, °C
*2213118-1	2	7.0
2213118-2	2	2.7

Insulating Materials

3. These devices employ insulating materials with properties as tabulated below at the minimum thickness employed in the connector housing, the suitability of the insulating materials based on the documented values shall be determined in the end-use application. Please note the values specified in the table when multiple materials are indicated represent the minimum values for the group of materials.

Cat. No.	Insulating Material (#)	Measured Minimum Thickness	Flame Class	HWI	HAI	RTI Elec	RTI Str	Max Operating Temp, °C
	A							
*2213118-1, 2213118-2	A	0.35 mm	V-0	4	3	130	130	105

(#) - Code for Insulating Body Material.

A.

Tyco Raw Material # 1573551

1. Dielectric strength (kV/mm): -
2. CTI: 2