

# Zertifikat *Certificate*



Zertifikat Nr. *Certificate No.*  
R 9950679

Blatt *Page*  
12

<i>Ihr Zeichen Client Reference</i>	<i>Unser Zeichen Our Reference</i>	<i>Ausstellungsdatum</i>	<i>Date of Issue</i>
-	ZJL-MAS- 09961220 007	25.12.2019	(day/mo/yr)

**Genehmigungsinhaber *License Holder***  
Tyco Electronics Japan G.K.  
3-5-8 Hisamoto, Takatsu-ku  
Kawasaki-shi, Kanagawa  
213-8535 Japan

**Fertigungsstätte *Manufacturing Plant***  
Tyco Electronics AMP Shanghai Ltd.  
No. 668, Guiping Road  
Shanghai 200233  
P. R. China

## Prüfzeichen *Test Mark*

Geprüft nach *Tested acc. to*  
EN 61984:2009



**Zertifiziertes Produkt (Geräteidentifikation)**  
***Certified Product (Product Identification)***

**Lizenzentgelte - Einheit**  
***License Fee - Unit***

Connector Connector, as page 0001

Addition

Dynamic D-2000 Series Connector

Type Designation: □-2365677-□ (Header)

1

Rated Current: max. 4 poles = 7.5A (each) for AWG18  
add. poles = 0.5A (each) for AWG18-22  
(For details, refer to Appendix 1.3, Table-2)

1



ANLAGE (Appendix): 1.3

Dem Zertifikat liegt unsere Prüf- und Zertifizierungsordnung zugrunde und es bestätigt die Konformität des Produktes mit den oben genannten Standards und Prüfgrundlagen. Zusätzliche Anforderungen in Ländern, in denen das Produkt in Verkehr gebracht werden soll, müssen zusätzlich betrachtet werden. Die Herstellung des zertifizierten Produktes wird überwacht.  
This certificate is based on our Testing and Certification Regulation and states the conformity of the product with the standards and testing requirements as indicated above. Any additional requirements in countries where the product is going to be marketed have to be considered additionally. The manufacturing of the certified product is subject to surveillance.

Zertifizierungsstelle

Dipl.-Ing. (FH) F. Becker

**TÜV Rheinland LGA Products GmbH - Tillystraße 2 - 90431 Nürnberg**  
Tel.: (+49/221)8 06 - 13 71 e-mail: cert-validity@de.tuv.com  
Fax: (+49/221)8 06 - 39 35 http://www.tuv.com/safety

**Constructional Data Form**

License holder: **Tyco Electronics Japan G.K.**  
 3-5-8 Hisamoto, Takatsu-ku, Kawasaki-shi, Kanagawa 213-8535 Japan

Factory: **Tyco Electronics (Qingdao) Ltd.**  
 (Full address) 3<sup>rd</sup> ST. Qingdao Export processing zone, Hetao Chengyang, Qingdao, Shandong 266113, P.R. China.

**Tyco Electronics AMP Shanghai Ltd.**  
 NO.668, Guiping Road, Shanghai 200233, P.R. China.

**TE Connectivity Connectors(Suzhou) Co., Ltd.**  
 No.33 Chunyao Road, Caohu Subdistrict, Suzhou Xiangcheng Economic Development Zone, Suzhou, Jiangsu 215000, P.R. China.


Type or Model Number: Dynamic D-2000 Series Connector

Kind of device: Electrical Connector

Specifications	
Type designation	Dynamic D-2000 Series Connector
Contact material	Copper Alloy, Tin and contact side is Gold plating
Number of poles	3 to 20
Rated voltage	Overvoltage category II : 125 V AC Overvoltage category III : 100 V AC
Rated current	See Table-1, Table-2
Mechanical endurance	50
Classification	<input type="checkbox"/> CBC <input checked="" type="checkbox"/> Non CBC <input type="checkbox"/> other:
Number of bendings (non-rewirable terminals only)	N/A
Upper limit temperature	105 °C
Lower limit temperature	-55 °C
Maximum ambient temperature at rated current	

IP Degree Conditions		
Type of connector	Receptacle	Tab Header
IP code	IP-10 <input checked="" type="checkbox"/> mated <input type="checkbox"/> unmated	IP-00 <input checked="" type="checkbox"/> mated <input type="checkbox"/> unmated
Backshell	N/A	N/A
Cable clamp	N/A	N/A
Cable range	N/A	N/A
Fastening torque	N/A	N/A

**TÜV Rheinland**  
 2019.12.24 (Date)  
  
 (Signature)

**Kawasaki** 2019.12.24  
 (Place) (Date)  
  
 Tyco Electronics Japan G.K.  
 (Stamp and Signature of Applicant)

**Constructional Data Form**

Insulation Coordination	
Overvoltage category	II, III
Pollution degree	2
Test voltages	Contact – contact : 1500V
Minimum creepage distances	Contact – contact : >1.5mm Shell – contact : N/A
Minimum clearance distances	Contact – contact : >1.5mm Shell – contact : N/A
Insulation system (IEC 60664-1)	Contact – contact : <input checked="" type="checkbox"/> basic <input type="checkbox"/> reinforced <input type="checkbox"/> NA Shell – contact : <input type="checkbox"/> basic <input type="checkbox"/> reinforced <input checked="" type="checkbox"/> NA

Specifications (terminals)	
Type of terminals	<input type="checkbox"/> WRAPPED CONNECTIONS <input type="checkbox"/> SOLDER TERMINALS <input type="checkbox"/> CLIP CONNECTIONS <input checked="" type="checkbox"/> CRIMPED CONNECTIONS <input type="checkbox"/> INSULATION DISPLACEMENT CONNECTIONS <input type="checkbox"/> PRESS-IN CONNECTIONS <input type="checkbox"/> SCREWLESS TERMINALS <input type="checkbox"/> SCREW TERMINALS <input type="checkbox"/> FLAT, QUICK CONNECT TERMINATIONS <input type="checkbox"/> other:
Terminal designation	1, 2, 3, 4, 5, 6, 7, 8, 9, 10, A, B
Material / Plating Material	Copper Alloy, Tin and contact side Gold plating
Spec. Tightening torque	N/A
Rated cross section of conductor	AWG18 to AWG28
Type of conductor	Flexible copper wire
Required preparation of the conductor	N/A
Max. Stripping length	3.4mm
Max. Number of conductors per terminal	1

**TÜV Rheinland**  
2019.12.24  
(Date) *In Masuda*  
(Signature)

Kawasaki  
(Place) \_\_\_\_\_  
2019.12.24  
(Date) \_\_\_\_\_  
*[Signature]*  
Tyco Electronics Japan G.K.  
(Stamp and Signature of Applicant)

**Constructional Data Form**

**Rated current; Table-1**

Conductor	Current (A)					
	3 Poles	6 Poles	8 Poles	12 Poles	16 Poles	20 Poles
AWG 28	2.3	2	1,8	1.5	1.2	1.2
AWG 26	2.9	2.5	2.2	1.9	1.6	1.6
AWG 24	3.3	2.7	2.5	2.3	2	2
AWG 22	4.3	4	3.5	3	2.4	2.4
AWG 20	4.5	4.2	4	3.5	2.8	2.8
AWG 18	7.5	5	4.5	4	3.2	3.2

**Table-2**

Conductor	Current (A)									
	6 Poles		8 Poles		12 Poles		16 Poles		20 Poles	
	1-4	other	1-4	other	1-4	other	1-4	other	1-4	other
AWG 18	7.5		7.5		7.5		7.5		7.5	
AWG18-22		0.5		0.5		0.5		0.5		0.5

TÜV Rheinland

Kawasaki

2019.12.24

(Place)

(Date)


2019.12.24



(Date)

(Signature)

Tyco Electronics Japan G.K



(Stamp and Signature of Applicant)

**Constructional Data Form**

**TYPE NOMENCLATURE:**

**Connector (tab and receptacle):**

Poles	Receptacle Housing		Tab Housing	
	Single row	Dual row	Panel Mount	Free-Hanging
3	<input type="checkbox"/> -1318120- <input type="checkbox"/>		<input type="checkbox"/> -1318116- <input type="checkbox"/>	<input type="checkbox"/> -1318117- <input type="checkbox"/>
	<input type="checkbox"/> -1473074- <input type="checkbox"/>			
6		<input type="checkbox"/> -1318119- <input type="checkbox"/>	<input type="checkbox"/> -1318114- <input type="checkbox"/>	<input type="checkbox"/> -1318115- <input type="checkbox"/>
8		<input type="checkbox"/> -1318119- <input type="checkbox"/>	<input type="checkbox"/> -1318114- <input type="checkbox"/>	<input type="checkbox"/> -1318115- <input type="checkbox"/>
12		<input type="checkbox"/> -1318118- <input type="checkbox"/>	<input type="checkbox"/> -1318114- <input type="checkbox"/>	<input type="checkbox"/> -1318115- <input type="checkbox"/>
16		<input type="checkbox"/> -1318118- <input type="checkbox"/>		
20		<input type="checkbox"/> -1318118- <input type="checkbox"/>	<input type="checkbox"/> -1318114- <input type="checkbox"/>	<input type="checkbox"/> -1318115- <input type="checkbox"/>



**Connector (header):**

Poles	Tab Header (Single row)		Tab Header (Dual row)	
	Vertical	Horizontal	Vertical	Horizontal
3	<input type="checkbox"/> -1318123- <input type="checkbox"/>	1376135- <input type="checkbox"/>	<input type="checkbox"/> -1318123- <input type="checkbox"/>	
	1871359- <input type="checkbox"/>	<input type="checkbox"/> -2365677- <input type="checkbox"/>		
6			<input type="checkbox"/> -1318124- <input type="checkbox"/>	1376136- <input type="checkbox"/>
				<input type="checkbox"/> -2322864- <input type="checkbox"/>
8			<input type="checkbox"/> -1318125- <input type="checkbox"/>	1376009- <input type="checkbox"/>
			<input type="checkbox"/> -2322867- <input type="checkbox"/>	1-1376009- <input type="checkbox"/>
				<input type="checkbox"/> -2322866- <input type="checkbox"/>
12			<input type="checkbox"/> -1318126- <input type="checkbox"/>	1376020- <input type="checkbox"/>
16			1747994- <input type="checkbox"/>	
20			<input type="checkbox"/> -1318127- <input type="checkbox"/>	1376137- <input type="checkbox"/>

**Contacts:**

Contacts			
	Wire Range	Strip form	Loose form
Receptacle	AWG 22-18	1318105- <input type="checkbox"/>	1318107- <input type="checkbox"/>
	AWG 28-24	1318106- <input type="checkbox"/>	1318108- <input type="checkbox"/>
Tab	AWG 22-18	1318109- <input type="checkbox"/>	1318111- <input type="checkbox"/>
	AWG 28-24	1318110- <input type="checkbox"/>	1318112- <input type="checkbox"/>

Note ; The prefixes 0- to 9- and suffixes -0 to -9 denote different body colors, keying, number of position and other variations not affecting the electrical or mechanical function of the devices.

<b>TÜV Rheinland</b>  2019.12.24 (Date)	 (Signature)	Kawasaki _____ (Place)	2019.12.24 _____ (Date)
		Tyco Electronics Japan G.K. _____ (Stamp and Signature of Applicant)	

# ADDITIONAL REQUEST (追加申請依頼)

Applicant (申請会社名) : Tyco Electronics Japan G.K

Date: 2021.06.17

Signature: T. Shimoyasu  
(サイン)

Ref. No.:

Page: 1 of 1

Product (製品名) : Connector

Type designation (型式) : Dynamic D-2000 Series Connector



Genehmigt/Approved

Report No.: 09961220 007

License No.: R9950679

2021-08-02

*In Handa*

Certified Products (現行品)	Additional Products (追加製品)
	Rep. No.: 09961220 008

Connector (Header):

Poles	Tab Header (Single row)		Tab Header (Dual row)	
	Vertical	Horizontal	Vertical	Horizontal
3	<input type="checkbox"/> -1318123-□ 1871359-□	1376135-□	<input type="checkbox"/> -1318123-□ 1871359-□	1376135-□
6			<input type="checkbox"/> -1318124-□	1376136-□
8			<input type="checkbox"/> -1318125-□ <input type="checkbox"/> -2322867-□	<input type="checkbox"/> -2322864-□ 1376009-□ 1-1376009-□
12			<input type="checkbox"/> -1318126-□	<input type="checkbox"/> -2322866-□ 1376020-□
16			1747994-□	1376020-□
20			<input type="checkbox"/> -1318127-□	1376137-□

Connector (Header):

Poles	Tab Header (Single row)		Tab Header (Dual row)	
	Vertical	Horizontal	Vertical	Horizontal
3	<input type="checkbox"/> -1318123-□ 1871359-□	1376135-□	<input type="checkbox"/> -1318123-□	1376135-□
6			<input type="checkbox"/> -1318124-□ <input checked="" type="checkbox"/> -2394254-□	1376136-□ <input type="checkbox"/> -2322864-□
8			<input type="checkbox"/> -1318125-□ <input type="checkbox"/> -2322867-□	1376009-□ 1-1376009-□ <input type="checkbox"/> -2322866-□
12			<input type="checkbox"/> -1318126-□	1376020-□
16			1747994-□	1376020-□
20			<input type="checkbox"/> -1318127-□	1376137-□

● 記入の仕方 : 変更前 (現行) と変更後の対比、違いが明確に理解できる書き方 (英語) でお願いします。1 次側の変更か 2 次側の変更かを明記下さい。