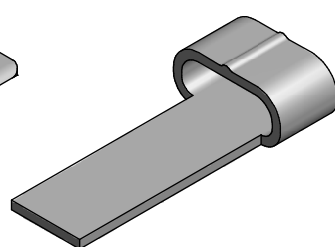
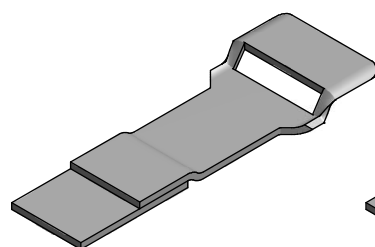


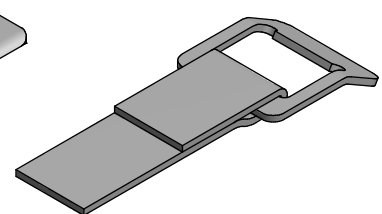
**ONE-STEP BAND BUCKLE**



**TWO-STEP BAND BUCKLE**



**ONE-STEP BAND WELDED BUCKLE**




**ONE-STEP BAND FOLDED BUCKLE**

SUFFIX *	PART NUMBER	TYPE	SIZE	SUPPLY CONDITION	WIDTH	THICKNESS	BUCKLE WIDTH	LENGTH (±1,8)	EQUIVALENT TO M85049/128 DASH NO.	TOOL PN (SEE SHT 2)	MANUFACTURER
-SB	BND-1425P	ONE-STEP	STANDARD	PRE-COILED	6,2	0,5	8,9	362,1	4	M81306/1-01	POLAMCO/TE
-MB	BND-0812P	ONE-STEP	MICRO	PRE-COILED	2,9	0,4	5,0	206,3	8	M81306/1-02	POLAMCO/TE
-S2	BND-1225P	TWO-STEP	STANDARD	PRE-COILED	6,2	0,5	8,3	358,8	2	M81306/2-01	POLAMCO/TE
-V	BND-1425S	ONE-STEP	STANDARD	FLAT	6,2	0,5	8,9	362,1	3	M81306/1-01	POLAMCO/TE
-W	BND-0812S	ONE-STEP	MICRO	FLAT	2,9	0,4	5,0	206,3	7	M81306/1-02	POLAMCO/TE
-U	BND-1225S	TWO-STEP	STANDARD	FLAT	6,2	0,5	8,3	358,8	1	M81306/2-01	POLAMCO/TE
-LS	A11089	ONE-STEP	LONG STANDARD	FLAT	6,1	0,51	9,0	457	-	M81306/1-01	BAND-IT
-LM	A31089	ONE-STEP	LONG MICRO	FLAT	3,0	0,38	5,2	362	-	M81306/1-02	BAND-IT
-S3	S3175-3	TWO-STEP	MICRO	PRE-COILED	3,0	0,38	5,0	241	6	M81306/2-02	SUNBANK
-SF3	S3175F-3	TWO-STEP	MICRO	FLAT	3,0	0,38	5,0	241	5	M81306/2-02	SUNBANK
-S4	S3175-4	TWO-STEP	LONG MICRO	PRE-COILED	3,0	0,38	5,0	362	-	M81306/2-02	SUNBANK
-SF4	S3175F-4	TWO-STEP	LONG MICRO	FLAT	3,0	0,38	5,0	362	-	M81306/2-02	SUNBANK
	AXCL05**	ONE-STEP, FOLDED BUCKLE	STANDARD	PRE-COILED	5,9	0,50	9,0	325	-	M81306/1-01	AXON
	AE1009	ONE-STEP, WELDED BUCKLE	STANDARD	FLAT	6,1	0,51	9,0	377	-	M81306/1-01	BAND-IT
	A10089	ONE-STEP	STANDARD	FLAT	6,1	0,51	9,0	362	3	M81306/1-01	BAND-IT

\* - SUFFIX ADDED TO BACKSHELL PART NUMBER WHEN BAND IS INCLUDED WITH BACKSHELL  
 \*\* - AXCL05 - STAINLESS STEEL 316L

<b>DRAWN</b>	K.WINCZURA	<b>DATE</b>	13/11/2015		<b>PART NUMBER:</b>	SEE TABLE	 <b>Polamco</b> 
<b>SALES APPR</b>		<b>DATE</b>	13/11/2015		<b>TITLE:</b>	SCREEN TERMINATION BAND	
<b>DESIGN APPR</b>	K.SHEPPARD	<b>DATE</b>	13/11/2015	<b>MATERIAL</b> STAINLES STEEL 304  <b>FINISH</b> PASSIVATE	<b>ASSY USED ON:</b>		
<b>PROD APPR</b>							
<b>ISSUE</b>	<b>REV.</b>	<b>DCR</b>					
<b>1</b>	<b>1</b>						
<b>NCAGE CODE</b> U5792		<b>WEIGHT</b>			THIS DRAWING IS COPYRIGHT AND THE PROPERTY OF POLAMCO LTD IT MUST NOT BE COPIED, USED FOR MANUFACTURE OR OTHERWISE DISCLOSED WITHOUT PRIOR WRITTEN CONSENT OF THE COMPANY.		<b>POLAMCO LTD, WESTON LOCK, LOWER BRISTOL ROAD BATH BA2 1EP</b>
					<b>SHT</b>	<b>1</b>	<b>DRAWING NO:</b>
							<b>P22048</b>



PART NUMBER	DESCRIPTION	VISUALISATION
M81306/1-02	PRE-CALIBRATED HAND TOOL FOR ONE STEP MICRO BAND BND-0812S BND-0812P A31089  THE FORCE SHALL BE 70 POUNDS MINIMUM TO 90 POUNDS MAXIMUM	
M81306/1-01	PRE-CALIBRATED HAND TOOL FOR ONE STEP STANDARD BANDS BND-1425S BND-1425P A11089 AXCL05 AE1009 A10089  THE FORCE SHALL BE 138 POUNDS MINIMUM TO 160 POUNDS MAXIMUM	
M81306/2-01	PRE-CALIBRATED HAND TOOL FOR TWO STEP BAND BND-1225S BND-1225P  THE FORCE SHALL BE 138 POUNDS MINIMUM TO 160 POUNDS MAXIMUM	
M81306/2-02	PRE-CALIBRATED HAND TOOL FOR TWO STEP MICRO BAND S3175-3 S3175F-3 S3175-4 S3175F-4  THE FORCE SHALL BE 70 POUNDS MINIMUM TO 90 POUNDS MAXIMUM	

<b>DRAWN</b>	K.WINCZURA	<b>DATE</b>	13/11/2015		<b>3RD ANGLE PROJECTION NOT TO SCALE</b>
<b>SALES APPR</b>			13/11/2015		
<b>DESIGN APPR</b>	K.SHEPPARD	<b>DATE</b>	13/11/2015		<b>UNLESS OTHERWISE SPECIFIED ALL DIMENSIONS IN MILLIMETRES GENERAL TOL LINEAR +/-0.25MM ANGULAR +/- 1°</b>
<b>PROD APPR</b>					
<b>QUAL APPR</b>					
<b>ISSUE</b>	<b>REV.</b>	<b>DCR</b>			
<b>1</b>	<b>1</b>			<b>MATERIAL</b>	
<b>NCAGE CODE U5792</b>			<b>WEIGHT</b>		
				<b>FINISH</b>	PASSIVATE

<b>PART NUMBER:</b>	RECOMMENDED TOOLING	
<b>TITLE:</b>	SCREEN TERMINATION BAND	
<b>ASSY USED ON:</b>		
THIS DRAWING IS COPYRIGHT AND THE PROPERTY OF POLAMCO LTD IT MUST NOT BE COPIED, USED FOR MANUFACTURE OR OTHERWISE DISCLOSED WITHOUT PRIOR WRITTEN CONSENT OF THE COMPANY.		
POLAMCO LTD, WESTON LOCK, LOWER BRISTOL ROAD BATH BA2 1EP	SHT	2

**Polamco**  
connectivity

**DRAWING NO:**  
P22048