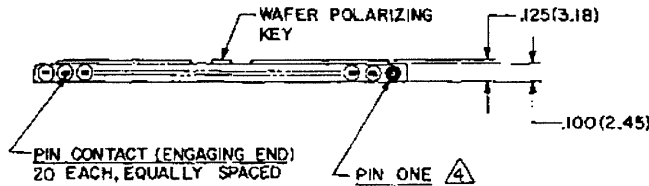
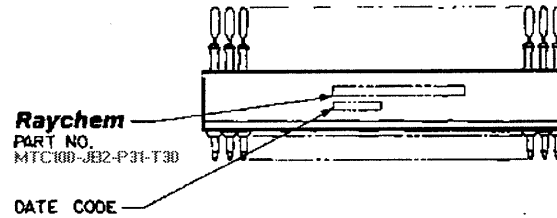
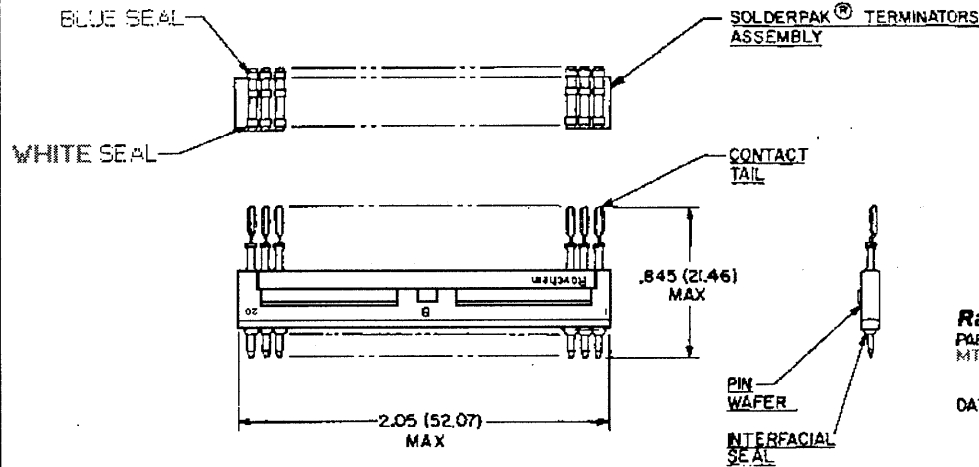


REVISIONS				
ZONE	LTR	DESCRIPTION	DATE	APPROVED
	A	REVISED PER ECN T-19190	5-94	R.H.



⚠ WEIGHT (MAX) : LBS. | GRAMS
.0050 | 4.08

⚠ PIN ONE : PIN NUMBER ONE MARKED IN CONTRASTING COLOR ON INTERFACIAL SEAL.

3. WAFER : WAFER MEETS THE REQUIREMENTS OF RAYCHEM SPECIFICATION D-6011.

2. FINISH :
 2-A PIN WAFER : FINISH TO BE AS MOLDED.
 2-B PIN CONTACT (ENGAGING END) : GOLD PLATE PER MIL-G-45204, CLASS 1.
 2-C CONTACT TAIL : COATED WITH SOLDER PER QQ-S-571.

1. MATERIAL :
 1-A PIN WAFER : HIGH GRADE POLYARYLENE THERMO-PLASTIC.
 1-B PIN CONTACT : COPPER ALLOY PER QQ-B-613 OR QQ-C-502.
 1-C INTERFACIAL SEAL : SILICONE ELASTOMER PER MIL-R-25988.
 1-D SOLDERPAK[®] TERMINATORS ASSY : REFER TO RAYCHEM DWG. CTA-0227 FOR DATA.

© Raychem Corporation 1981

SPECIFICATION CONTROL DRAWING

UNLESS OTHERWISE SPECIFIED DIMENSIONS ARE IN INCHES BRACKETED DIMENSIONS () ARE METRIC AND TOLERANCES ARE: .XXX: ± .005 (0.13 M.M.) .XX: ± .02 (0.51 M.M.) Δ: ± —	DRAWN	D.P.	11-93	Raychem <small>RAYCHEM CORPORATION 305 SCHWILTZER DRIVE MENLO PARK, CALIFORNIA 94025</small> TITLE KIT, 2" PIN WAFER "B" WITH SOLDERPAK[®] TERMINATORS, FOR ROUND WIRE (20-26 AWG), 150°C TEMPERATURE RATING MTC 100 SERIES (SN95)									
	CHECKED	R.H.	11-93										
	APPROVED	[Signature]	11-93										
	APPROVED												
	CAD FILE NO	008073-1.PCX		<table border="1"> <tr> <td>SIZE</td> <td>CODE IDENT</td> <td>DWG. NO.</td> </tr> <tr> <td>C</td> <td>NO. 06090</td> <td>MTC100-JB2-P31-T30</td> </tr> <tr> <td>WEIGHT</td> <td>5</td> <td>SHEET 1 OF 1</td> </tr> </table>	SIZE	CODE IDENT	DWG. NO.	C	NO. 06090	MTC100-JB2-P31-T30	WEIGHT	5	SHEET 1 OF 1
SIZE	CODE IDENT	DWG. NO.											
C	NO. 06090	MTC100-JB2-P31-T30											
WEIGHT	5	SHEET 1 OF 1											

NOTES

If this document is printed it becomes uncontrolled.
 Check with the web for latest revision.

DO NOT SCALE THIS DRAWING