



Energy Division

Universal straight joint connectors with moulded insulation shrouds

UST connectors are designed for connecting low voltage aluminium and copper conductors.

This includes stranded or solid 120° and 90° sectorial or round conductors up to the maximum cross-section for which the connector is designed.

UST95 range requires a 13mm socket or spanner and UST185 and UST300 ranges require a 19mm socket or spanner to complete the installation.

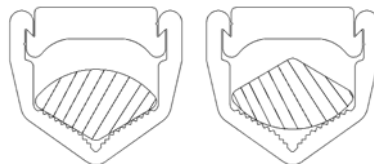
The moulded orange shrouds offer reliable and robust insulation reducing installation time and making live working easier. Breather holes on the shroud allow 2 and 3 part resins to flow freely and encapsulate the connector and shroud assembly.

Part No: - USTxxx

-xxx: Max. conductor size suitable for the connector (either 95, 185 or 300mm²)

Brass gauze can be used to wrap copper conductors, and is recommended for small or loosely compacted conductors.

For jointing sectorial conductors with 'V' facing up or down

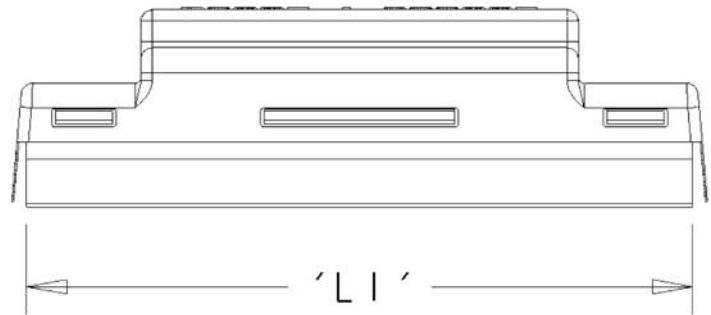
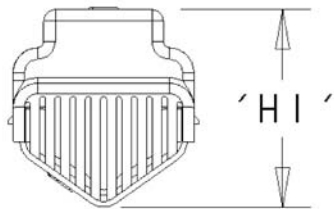
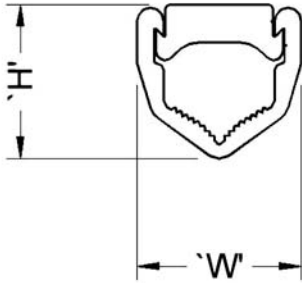
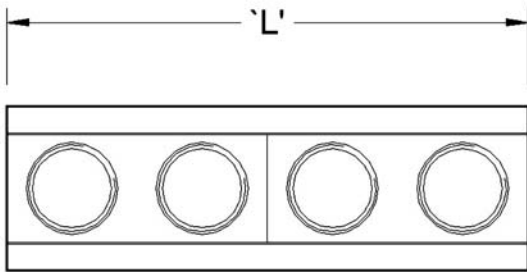


Features

- Can be used as a transition connector between cables with different conductor constructions, types, materials and sizes (e.g. solid sectorial to circular stranded)
- The standard product is supplied with shear head bolts
- Low torque, direct acting bolts
- Reduced installation time
- Moulded shroud has petals at both conductor entry areas and centrally locates the connector for improved insulation

Standards

- Connector tested to BS4579 and ER C79
- Moulded insulation shroud tested to 5kV AC and 1kV DC



Reference	PN	TCPN	Dimensions (mm)						Conductor size (mm ²)	Socket/ Spanner A/F (mm)
			L	H	W	L1	H1	W1		
UST095INS	BAH-032020079	EB9132-000	80	25	25	147	38.4	33.8	35-95	13
UST185INS	BAH-032020080	EB9133-000	108	32	34	175	47.6	41.6	35-185	19
UST300INS	BAH-032020081	EB9134-000	108	36	40	175	52.7	47.6	70-300	19

While Tyco Electronics and its affiliates referenced herein have made every reasonable effort to ensure the accuracy of the information contained in this catalogue, Tyco Electronics cannot assure that this information is error free. For this reason, Tyco Electronics does not make any representation or offer any guarantee that such information is accurate, correct, reliable or current. Tyco Electronics reserves the right to make any adjustments to the information at any time. Tyco Electronics expressly disclaims any implied warranty regarding the information contained herein, including, but not limited to, the implied warranties of merchantability or fitness for a particular purpose. Tyco Electronics' only obligations are those stated in Tyco Electronics' Standard Terms and Conditions of Sale. Tyco Electronics will in no case be liable for any incidental, indirect or consequential damages arising from or in connection with, including, but not limited to, the sale, resale, use or misuse of its products. Users should rely on their own judgement to evaluate the suitability of a product for a certain purpose and test each product for its intended application. TE (logo) and Tyco Electronics are trademarks of the Tyco Electronics group of companies and its licensors.

Energy Division - economical solutions for the electrical power industry: cable accessories, connectors & fittings, electrical equipment, instruments, lighting controls, insulators & insulation enhancement and surge arresters.

Tyco Electronics UK Ltd

Energy Division
 Freebournes Road
 Witham, Essex CM8 3AH

Phone: +44 (0)870 870 7500
 Fax: +44 (0)870 240 5289
 Email: ukutilities@tycoelectronics.com

<http://energy.tycoelectronics.com>



Our commitment. Your advantage.

DATA SHEET
 Number: EPP-1763
 Date: 01/02/2010
 Revision: A