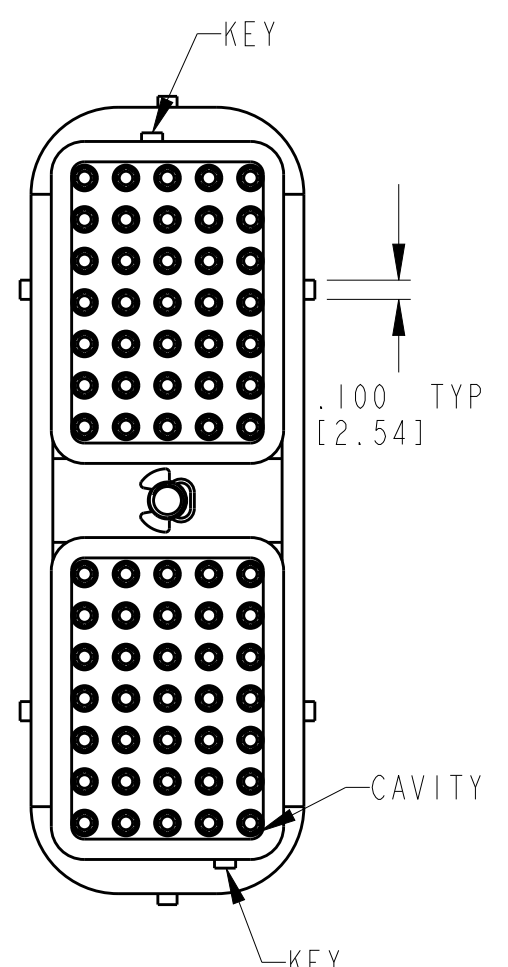
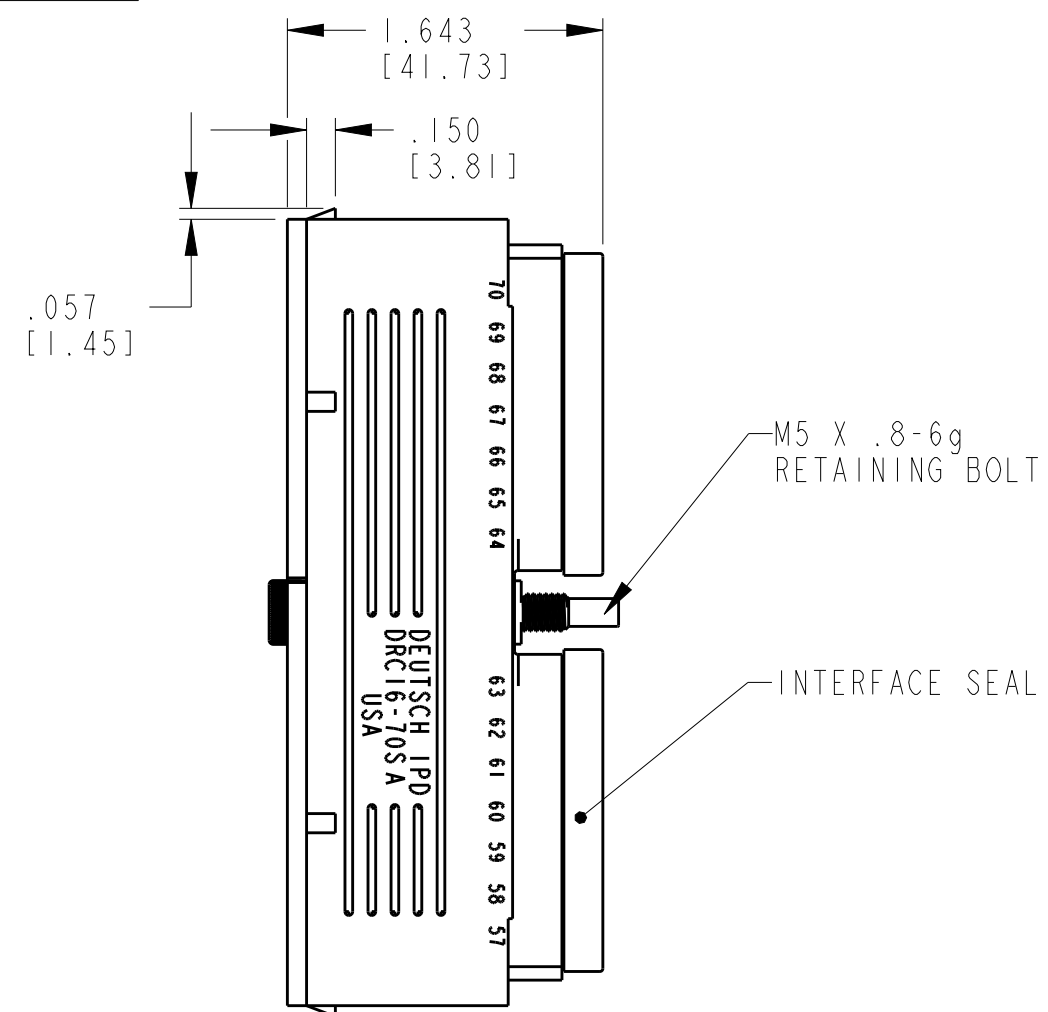
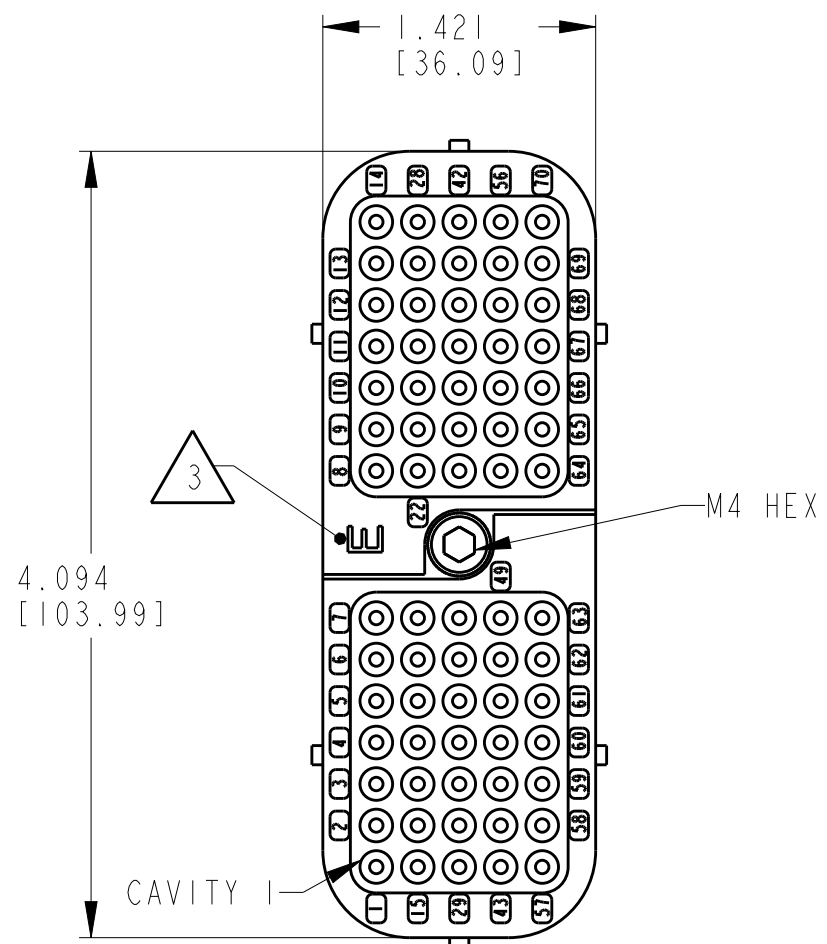


THIS DRAWING IS UNPUBLISHED
 RELEASED FOR PUBLICATION 2017
 © COPYRIGHT 2017 BY - TE CONNECTIVITY ALL RIGHTS RESERVED.

REVISIONS					
P	LTR	DESCRIPTION	DATE	DWN	APVD
	F	REVISED PER PCN E-17-009091	13MAY2017	CM	DM

SEAL TYPE	CONTACT SIZE	MIN. INSUL. OD [mm]	MAX. INSUL. OD [mm]	WIRE RANGE [mm ²] REF ONLY
3	NORMAL	.100 [2.540]	.134 [3.404]	14-18 AWG [2.0-.75]
E	E	.053 [1.346]	.120 [3.048]	14-20 AWG [2.0-.50]



- 5. MATERIAL:
 PLUG: PPS GF40 (BLACK)
 SEAL/GROMMET: VMQ (RED-ORANGE)
 BOLT/CLIP: STAINLESS STEEL.
- 4. MATING TORQUE REQUIREMENT: 25-28 IN-LB [2.82-3.16 Nm].
- 3. WHEN X = E: LETTER "E" IDENTIFIES "E" WIRE SEAL.
 WHEN X = BLANK: IDENTIFIES "NORMAL" WIRE SEAL (NOT SHOWN).
- 2. THIS PLUG MATES WITH DRC12-70PAX-XXXX; DRC13-70PA-XXXX;
 DRC14-70PAX-XXXX.
 (XXXX= ALL MODIFICATIONS) CONSULT FACTORY FOR MODS.
- 1. PLUG IS SUPPLIED WITH DUST CAP (NOT SHOWN).

NOTES:

TE INTERNAL PN	DEUTSCH PN
DRC16-70SA	DRC16-70SA
DRC16-70SAE	DRC16-70SAE

THIS DRAWING IS A CONTROLLED DOCUMENT.		DWN D. MEYER 12MAR1999		TE Connectivity	
DIMENSIONS: INCHES [mm]		CHK B. BYFORD 15APR2002			
		TOLERANCES UNLESS OTHERWISE SPECIFIED:		APVD R. REED 15APR2002	
		0 PLC ± 1 PLC ± 2 PLC ± 3 PLC ±.025 [0.64] 4 PLC ± ANGLES ±0°30'0"		PRODUCT SPEC 0425-015-0000	
MATERIAL 5		FINISH -		APPLICATION SPEC 0425-015-0000	
		WEIGHT 154.1 g		NAME PLUG CONNECTOR DRC 70 SERIES KEY ARRANGEMENT -A-	
		CUSTOMER DRAWING		SIZE A3 CAGE CODE 4AFU8 DRAWING NO. DRC16-70SAX RESTRICTED TO -	
		SCALE 1:1		SHEET 1 OF 1 REV F	