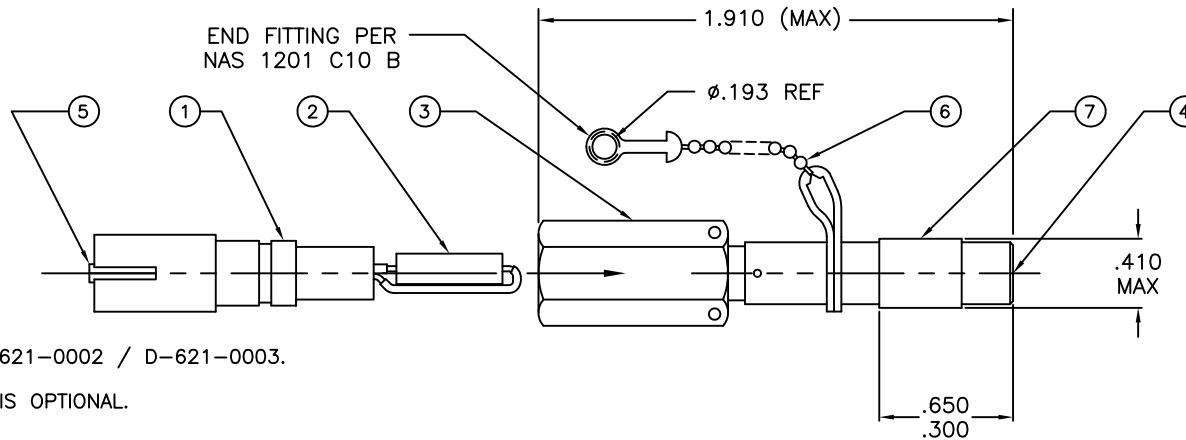


REVISIONS			
LTR	DESCRIPTION	DATE	APPROVED
F	REVISED AND REDRAWN PER ECO-16-006498	28APR2016	L.Rodriguez



NOTES:

1. MATING CONNECTORS: RAYCHEM D-621-0002 / D-621-0003.
2. ORIENTATION OF BEAD CHAIN CLIP IS OPTIONAL.
3. PERFORMANCE:


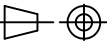
NOMINAL IMPEDANCE: 51 ±5 OHMS @ 60 MHz.
 MAX OPERATING TEMPERATURE: 125° C.
 INSULATION RESISTANCE: 5000 MEG OHMS MINIMUM BETWEEN SOLDER CONTACT AND CONNECTOR.
 CONNECTOR MATING, COUPLING TORQUE: 10 INCH-POUNDS MAX.
 ENGAGEMENT FORCE: 3 POUNDS MAX.
 SEPARATION FORCE: 1 OUNCE MIN.
 DURABILITY: 500 CYCLES
 RESISTOR SHELL TO CONNECTOR HOUSING, AXIAL RETENTION: 8 POUNDS

4. MATERIALS:

COUPLING NUT: BRASS ALLOY UNS C360 PER ASTM B16, NICKEL PLATED PER SAE AMS-QQ-N-290.
 CONNECTOR HOUSING: BRASS ALLOY UNS C360 PER ASTM B16, TIN PLATED PER ASTM B545, OVER ELECTROLESS NICKEL PER SAE AMS-2404.
 CONTACT: PER RAYCHEM SPECIFICATION D-602-0155.
 RESISTOR: RWR80N49R9FR PER MIL-PRF-39007/8.
 RESISTOR SHELL: BRASS ALLOY UNS 360 PER ASTM B16, ELECTROLESS NICKEL PER SAE AMS-2404.
 CAPTIVATING CHAIN: CORROSION RESISTANT STEEL, PASSIVATED.
 CAPTIVATING CHAIN RETENTION SLEEVE: HEAT SHRINKABLE POLYOLEFIN PER SAE AMS-DTL-23053/4.

7	1	CAPTIVATING RETENTION SLEEVE, RECOVERED
6	1	BEAD CHAIN ASSEMBLY, 5.00-6.00 IN LONG, PER NAS 1201 C6
5	1	CONTACT
4	1	TERMINATOR RESISTOR SHELL, PLATED
3	1	COUPLING NUT, PLATED, .375 HEX ACROSS THE FLATS (REF)
2	1	TERMINATED RESISTOR ASSEMBLY
1	1	CONNECTOR HOUSING SUB ASSEMBLY
ITEM	QTY	DESCRIPTION
COMPONENTS LIST		

© 2016 Tyco Electronics Corporation. All Rights Reserved. Raychem Databus CUSTOMER DRAWING

UNLESS OTHERWISE SPECIFIED DIMENSIONS ARE IN INCHES. METRIC DIMENSIONS ARE IN BRACKETS.		DRAWN terry	DATE 3/16/1982	 TE Connectivity
DECIMALS .XXX ± --- [mm] .XX ± --- [mm] ANGLES .X ± -		REDRAWN gmr	DATE 4/21/2016	
MATERIAL REFER TO COMPONENTS LIST		TITLE CONNECTOR RF, 50 OHM RESISTANCE TERMINATION		
FINISH		SIZE A	CODE IDENT. NO. 06090	DWG. NO. D-621-0027
THIRD ANGLE PROJECTION 		DO NOT SCALE THIS DRAWING		
CAD FILE: D-600-0127_CD		SHEET 1 OF 1		